
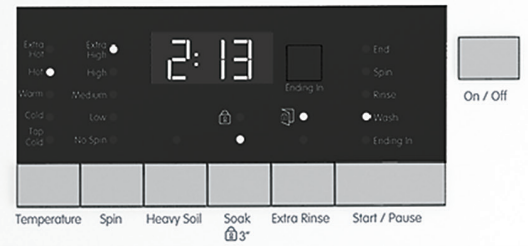


WM 98200 SX



- Quick Wash 35' ●
 - Super Quick 20' ●
 - Tub Sanitize ●
 - Bedding ●
 - Wool ●
 - Hand Wash ●
 - Delicates ●
 - Rinse ●
- Normal
 - Heavy Duty
 - Whites
 - Pet Hair Cleansing
 - Perm Press
 - Jogging Wear
 - Jeans
 - Spin & Drain



GENERAL PROPERTIES

Capacity	cu ft.	2,5
Washing load capacity	kg	10,1
	lb	22,3
Style		Front-loading
Variable spin speed		Extra high (1400 rpm), High, Med, Low, Off
Automatic temperature control		Extra Hot, Hot, Warm, Cold, Tap Cold
Control		Digital display w/ dial knob
Delay time		0-24h
Remaining time indicator		✓
Silence level (washing)	dBA	52
Silence level (spinning)	dBA	76
Drum material		Stainless steel
Dispenser		Detergent (liquid/powder)
		Bleach
		Fabric softener

CYCLES

Number of wash cycles		16
Normal / Regular cotton		✓
Permanent press		✓
Hand wash		✓
Quick wash 35'		✓
Delicates		-
Wool		✓
Drain & spin		✓
Bedding		5
Jogging wear		✓
Jeans		✓
Pet Hair Cleansing		✓
Tub Sanitize		✓
Super Quick 20'		✓
Baby Sanitize		-
Rinse		✓

CONVENIENCE FEATURES

Heavy Soil	✓
Super Wash	-
Soak	✓
Extra Rinse	✓
Anti Wrinkle	-
Child lock	✓
Automatic water adjustment system	✓
Automatic detergent dispensing system	✓
Unbalance detection system	✓
Euro wash system with internal water heater	✓
Optima™ Inverter Technology	✓
Program follower	✓
Adjustable leveling legs	4

MATERIALS AND FINISHES

Cabinet	White
Door rim	White
Cycle selector knob	Silver

DIMENSIONS

Product dimensions (HxWxD)	in	33 1/8 x 23 5/8 x 24 5/8
	cm	84 x 60 x 62.5
Packed dimensions (HxWxD)	in	35 x 25 5/8 x 26
	cm	89 x 66.5 x 66
Product weight	kg	84
	lbs	185
Packed weight	kg	87
	lbs	192

TECHNICAL FEATURES

Voltage / Frequency	208-240V / 60Hz
Rated current amps	15

STANDARDS

Energy Star® qualified	✓
Energy consumption, kWh/year	86
UL listed	✓
RoHS* compliant	✓

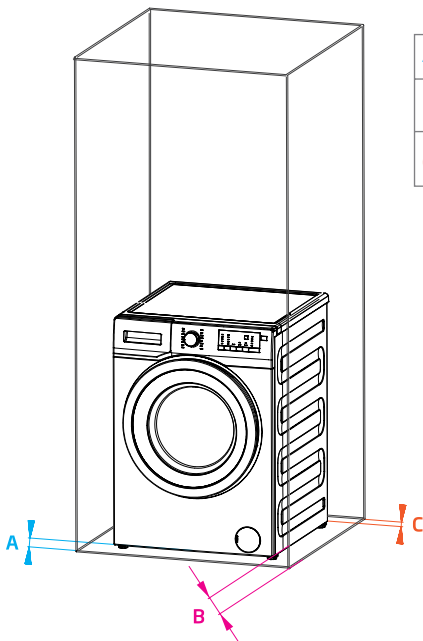
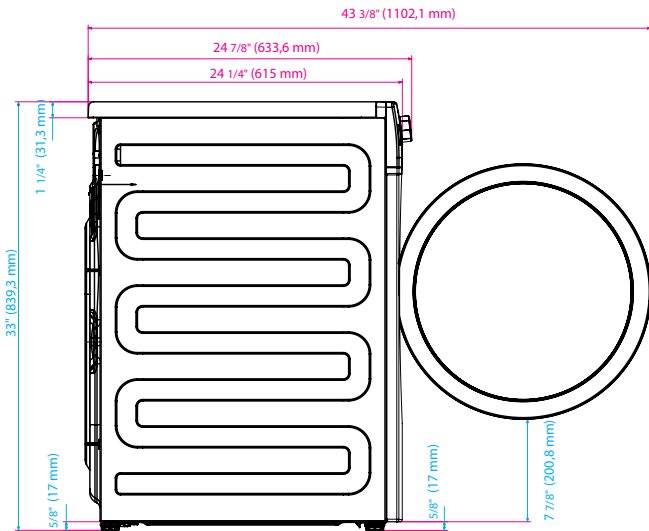
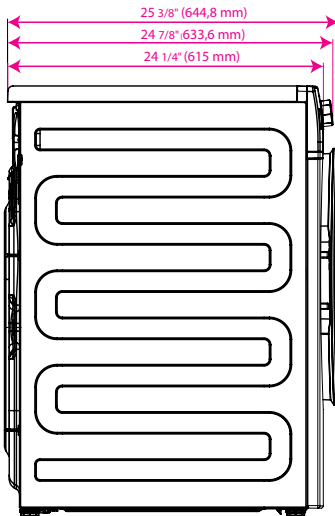
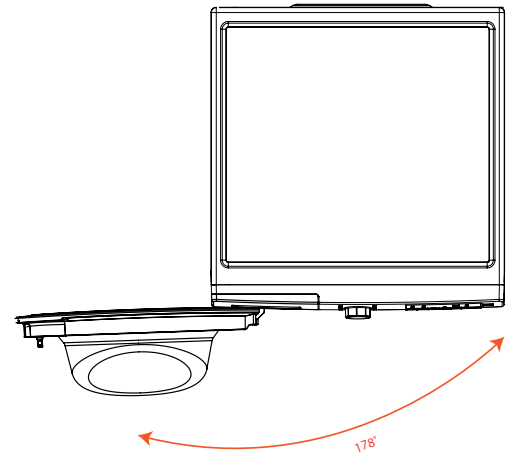
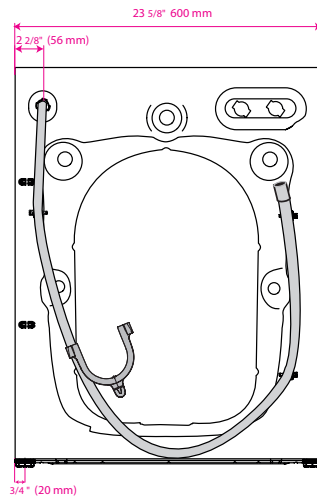
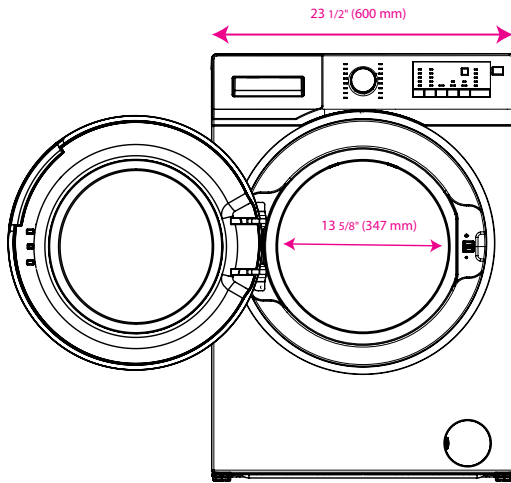
KEY FEATURES & BENEFITS

- Hyper efficient technology exceeding Energy Star® guidelines by using 25% less energy*
- Fits up to 16 bath towels, 2,5 cu-ft volume in compact foot print
- Optima™ Inverter motor technology provides quiet, efficient and durable performance
- Pet Hair Cleansing cycle
- Quick Wash 35' for lightly soiled items
- Woolmark Apparel Care certified wool cycle
- Internal heater provides extra sanitation for garments
- Tub Sanitize cycle keeps the washer fresh for cleaner clothes



*Comparing with US Federal Standard (IMEF) value in Energy Star® Certification List

WM 98200 SX



A Top	1/2 in. (13 mm)
B Both sides	1/2 in. (13 mm)
C Rear	1/2 in. (13 mm)

A Top	1"	26 mm
B Both sides	1/2"	13 mm
C Counter depth	24 3/8"	620 mm

