




# TOP LOAD WASHERS



**TR3**



**TR5**



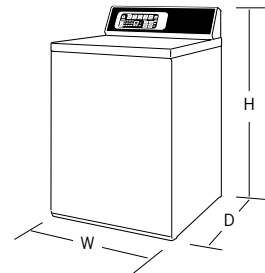
**TR7**

Product Code	TR3001WN TR3002WN	TR5001WN TR5002WN	TR7001WN TR7002WN
Available Colors	White	White	White
Capacity – Cu. Ft.	3.2	3.2	3.2
Stainless Steel Washtub	•	•	•
Porcelain Outer Tub	•	•	•
Preset Cycles	4	6	8
Variable Speed 1 H.P. Motor	•	•	•
Fill Hoses Included	•	•	•
Automatic Balancing System	•	•	•
Agitator	•	•	•
Metal Cabinet With Tuff Guard Coated Top	•	•	•
Prewash			•
Load Size Selections	4	4	4
Temperature Selections	3	4	4
Soil Level Selections			4
Time Remaining Display			•
End-of-Cycle Signal			•
Favorite Cycles			•
Speed Cycle			•
Delay Start			•
Warranty	3-Year Parts & Labor	5-Year Parts & Labor	7-Year Parts & Labor
Model No.	AWN43RSN115CW01 AWN43RSN115CW14	AWN63RSN115CW01 AWN63RSN115CW14	AWNE9RSN115CW01 AWNE9RSN115CW14

For the most accurate information, the installation guide should be used for all design and construction purposes. Due to continuous product improvements, design and specifications are subject to change without notice. The quality management system of Alliance Laundry Systems' Ripon facility has been registered to ISO 9001:2008. Printed in the USA.

Agency approvals: cULus

DIMENSIONS	W-Width	H-Height	D-Depth	Height with Lid Open
<b>TR3</b>	65.1 cm	108.6 cm	71.1 cm	134.6 cm
<b>TR5</b>	65.1 cm	108.6 cm	71.1 cm	134.6 cm
<b>TR7</b>	65.1 cm	108.6 cm	71.1 cm	134.6 cm



## Optional Accessories

Drain Extension Kit – Part No. 451P3