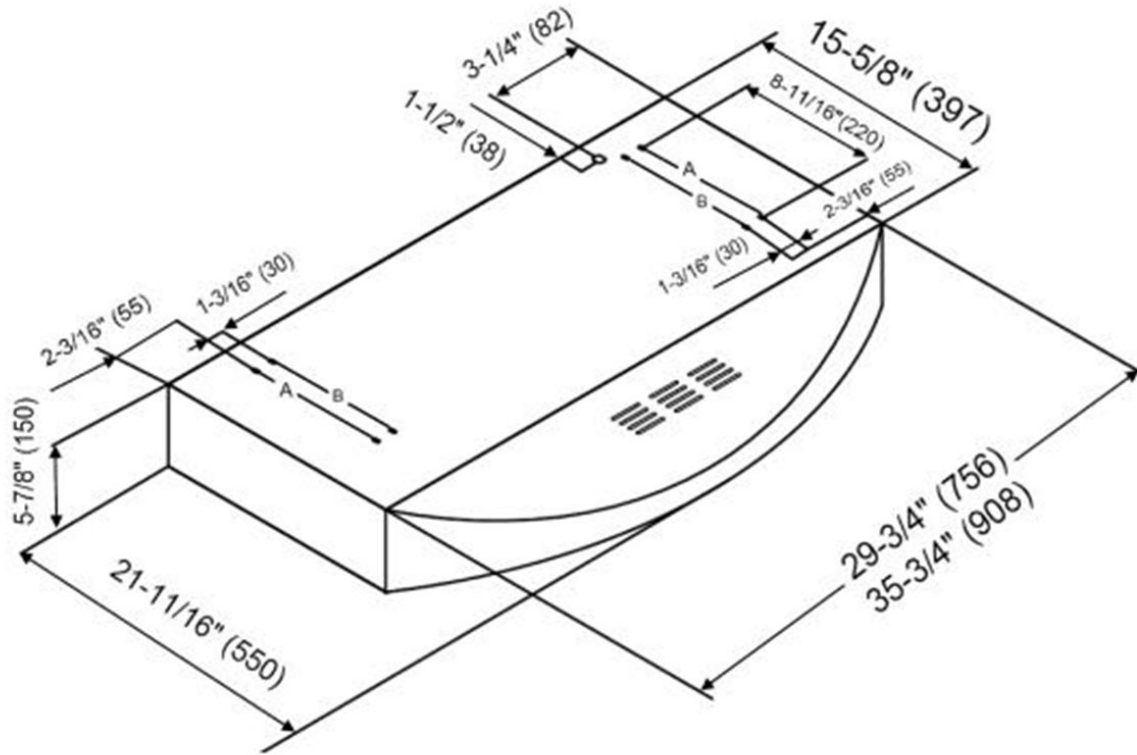


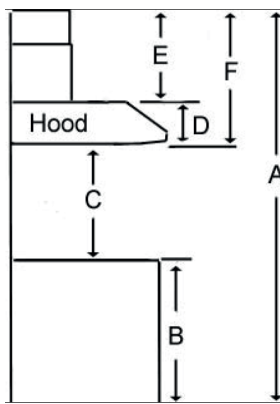


Model		CH3836SQBD-3
Features		
Controls	Electronic push buttons	
Lighting	3, 3W LED Lights	
Blower Type	400 CFM, 3-speed	
Blower Performance	Speed 1, 150 CFM, 1.2 Sones	
	Speed 2, 280 PCM, 3.0 Sones	
	Speed 3, 400 CFM, 5.0 Sones	
Filter Type	Baffle filters (dishwasher-safe) with Charcoal	
	Recirculating	
Ducting	Ductless	
Duct Transition	Ductless	
Exterior Appearance		
Stainless Steel grade	430   18-Gauge   Satin Finish #4	
Electrical Requirements		
Electrical requirements	120V / 60 Hz / 232W , 2.21 A	
Dimensions		
Dimensions	35 3/4" (W) x 21 11/16" (D) x 5 7/8" (H)	
Accessories (optionnal)		
Extension Chimney Kit (ducted out)	CH1120DC-1   Wall Mount Model (WM)	
Warranty		
1-year Warranty	Labour, in-home service	
2-year Warranty	Parts, in-home service	

## Dimensions



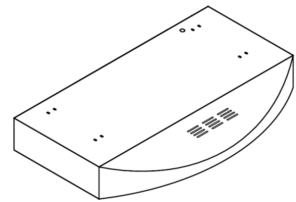
# Installation



A	Floor to ceiling Height	TBD
B	Floor to counter Top Height (standard)	36"
C	Recommended Height between cooking surface and bottom of the hood	27" min. - 30" max
D	Hood Height	5 7/8"
E	Chimney Height	TBD

## Duct transition

Recirculating



*The information contained herein is based on sources that we believe to be reliable, but is not guaranteed by us, may be incomplete or may change without notice*

Need technical assistance ? 1(888) 651-2534