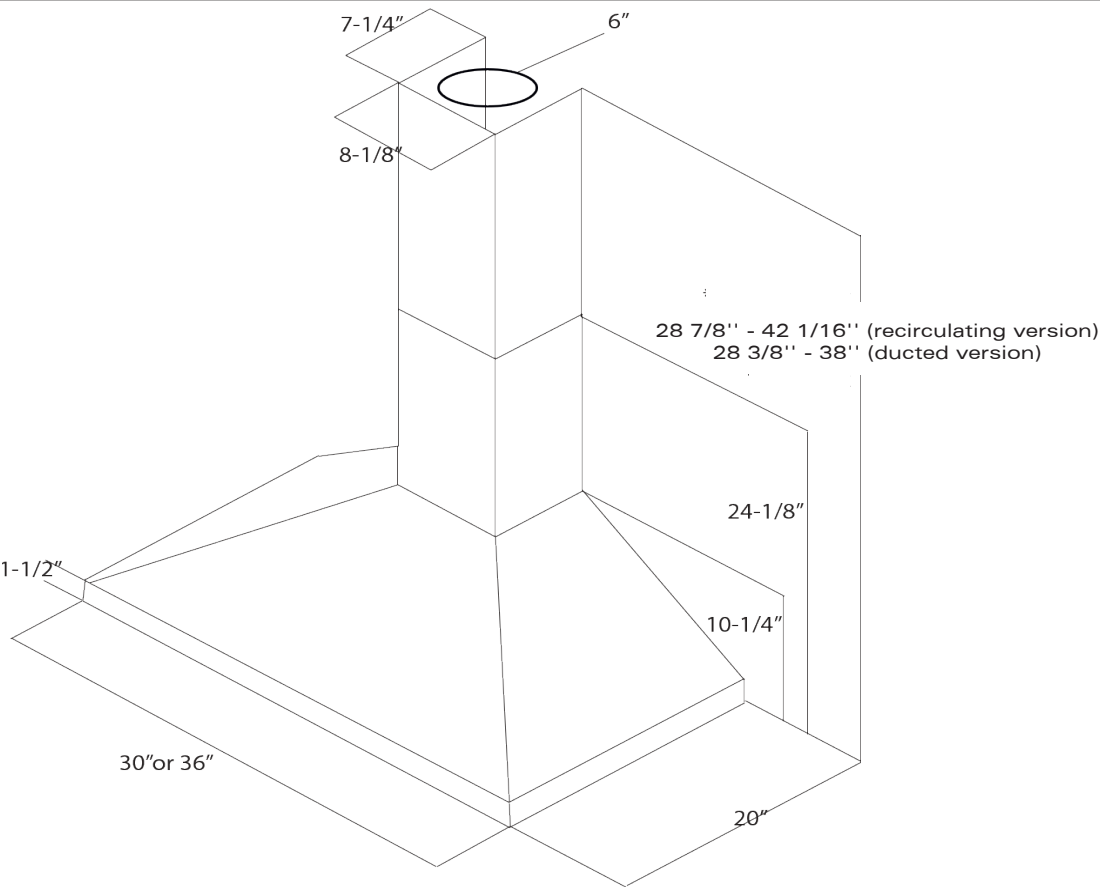


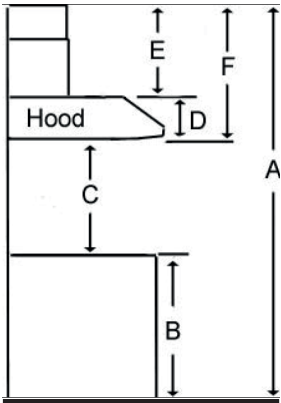


Model	
EVL430S1	
Features	
Controls	Stainless Steel, Push-Button Controls
Illumination	2, 40 Watt Halogen Lamps (Bulbs Included), 1 Intensities
Blower Type	400 CFM, 3- speed
Blower Performance	Speed 1, 160 CFM, 1.5 Sones Speed 2, 280 CFM, 3.1 Sones Speed 3, 400 CFM, 5.9 Sones
Filter Type	Dishwasher-Safe, Anodized Aluminium Mesh
Ducting	Ducted or Recirculating Installation (Recirculating Kit Sold Separately)
Duct transition	6" Round with Back Draft Damper (top)
Chimney (ducted out)	For ceiling heights 7'5" to 9'6"
Chimney (recirculating)	For ceiling heights 7'9" to 9'10"
Exterior Appearance	
Stainless Steel grade	430
Electrical Requirements	
Electrical requirements	120V-60 HZ / 300 Watt at 2.5 Amps
Dimensions	
Dimensions	30" (W) X 19 5/8" (D) X 10 1/4" (H)
Accessories (optional)	
Extension Chimney Kit (ducted out)	KIT02762 For ceiling heights 8'11" to 11'4" (with appropriate accessories)
Recirculating Kit	KIT02766
CRS CFM Reduction (< 300 CFM)	EXXCRKR8
Warranty	
Complete 2 years warranty	Entire Appliance; In-Home; Parts & Labour

Dimensions



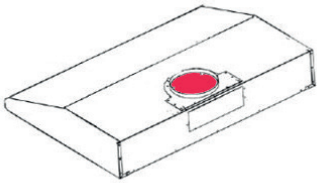
Installation



A	Floor to ceiling Height	TBD
B	Floor to counter Top Height (standard)	36"
C	Recommended Height between cooking surface and bottom of the hood	27" min. - 30" max
D	Hood Height	10 1/4"
E	Chimney Height	18 1/8" to 31 13/16"

Duct transition

6" Round (Top)



The information contained herein is based on sources that we believe to be reliable, but is not guaranteed by us, may be incomplete or may change without notice