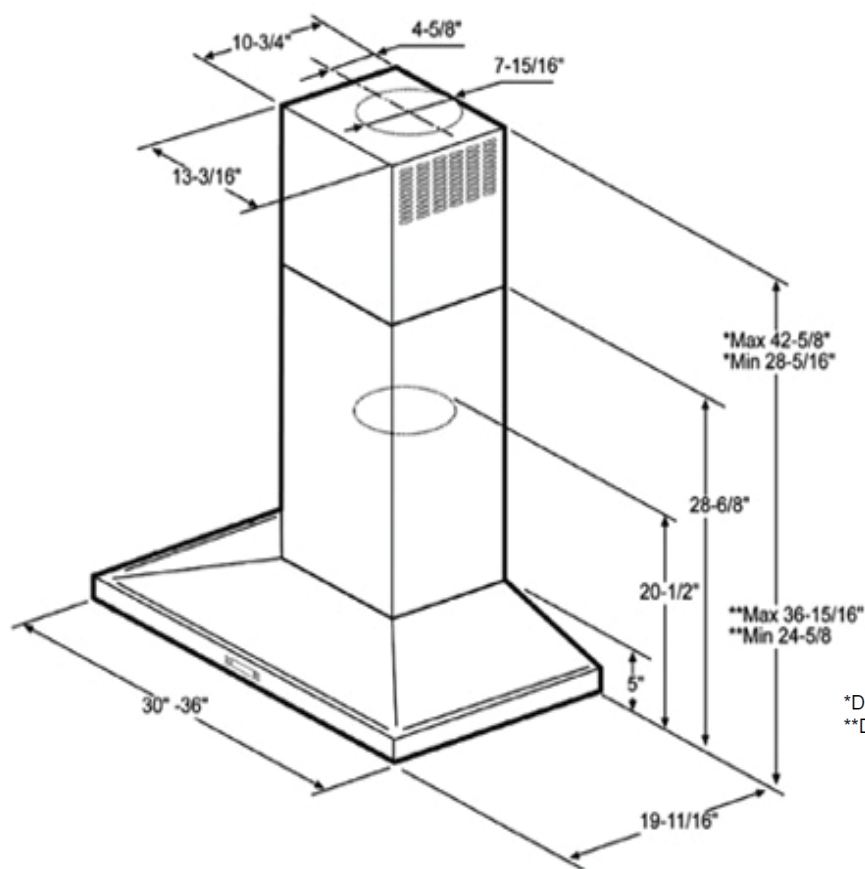




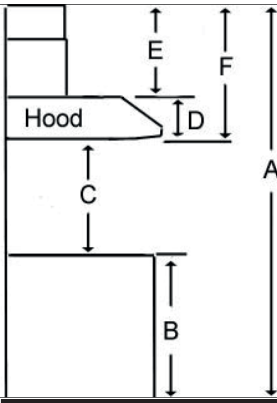
Model	
ELG630S2	
Features	
Controls	Multi-Function Electronic Touch Controls
Illumination	2, 40 Watt Halogen Lamps (Bulbs Included), 2 Intensities
Blower Type	4-speed, 600 CFM
CRS CFM Reduction (< 300 CFM)	Included Function
Blower Performance	Speed 1, 160 CFM, 1.4 Sones
	Speed 2, 280 CFM, 3.3 Sones
	Speed 3, 475 CFM, 6.0 Sones
	Speed 4, 600 CFM, 8.2 Sones
Filter Type	Dishwasher-Safe, Stainless Steel Micro Hole Filters (X2)
Ducting	Ducted or Recirculating Installation (Recirculating Kit Sold Separately)
Duct transition	6" Round with Back Draft Damper (top)
Chimney (ducted out)	For ceiling heights 7'0" to 9'6"
Chimney (recirculating)	For ceiling heights 7'4" to 9'10"
Exterior Appearance	
Stainless Steel grade	430
Electrical Requirements	
Electrical requirements	120V-60 HZ / 530 Watt at 4.4 Amps
Dimensions	
Dimensions	30" (W) X 19 11/16" (D) X 5" (H)
Accessories (optional)	
Extension Chimney Kit (ducted out)	EXXCEK07 For ceiling heights 8'8" to 12'8" (with appropriate accessories)
Extension Chimney Kit (recirculating)	EXXCEK07 For ceiling heights 9'0" to 13'0" (with appropriate accessories)
Recirculating Kit	KIT02721
Warranty	
Complete 2 years warranty	Entire Appliance; In-Home; Parts & Labour

Dimensions



*Ductless (Recirculating) version Only
**Ducting version Only

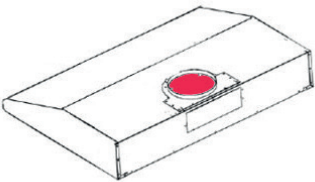
Installation



A	Floor to ceiling Height	TBD
B	Floor to counter Top Height (standard)	36"
C	Recommended Height between cooking surface and bottom of the hood	27" min. - 30" max
D	Hood Height	5"
E	Chimney Height	19 5/8" to 37 5/8"

Duct transition

6" Round (Top)



The information contained herein is based on sources that we believe to be reliable, but is not guaranteed by us, may be incomplete or may change without notice