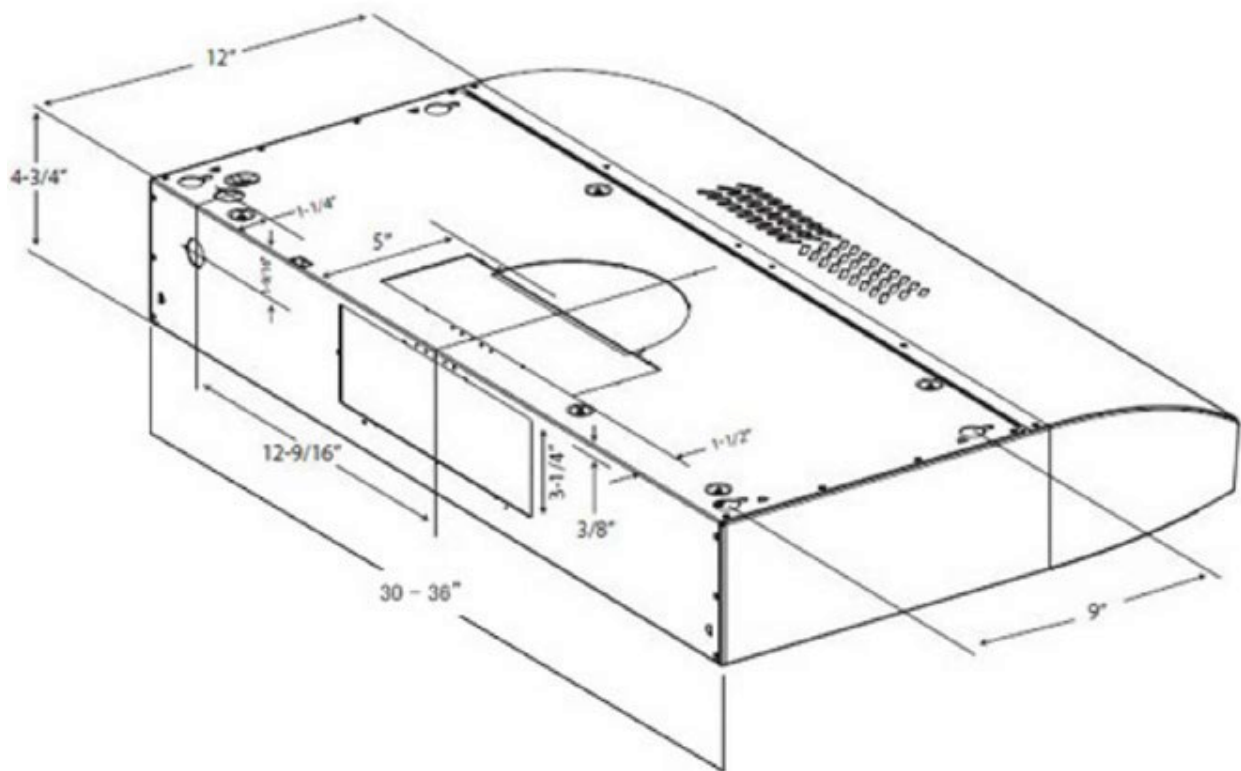


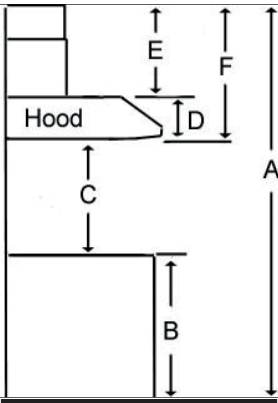


Model	
EAI436SS	
Features	
Controls	Electronic Touch
Illumination	2, 2.5W Premium LED lamps, Infinitely dimmable (bulbs included)
Blower Type	430 CFM, 4- Speed
CRS CFM Reduction (< 300 CFM)	Included Function
Blower Performance	Speed 1, 160 CFM, 1.4 Sones Speed 2, 240 CFM, 3.1 Sones Speed 3, 310 CFM, 4.9 Sones Speed 4, 430 CFM, 7.1 Sones
Filter Type	2 Stainless Steel Baffle Filters
Duct transition	3¼" X 10" (Top or Rear)
Electrical Requirements	
Electrical requirements	120V-60 HZ / 445 Watt at 3.6 Amps
Dimensions	
Dimensions	36" (W) X 20" (D) X 4¾" (H)
Accessories (optional)	
36" Upgraded Filter	EBLGFK36 Stainless Steel Mesh Filter Optional, one filter
7" round duct transition (top)	EXXNRVRD Backdraft Damper Included
Recirculating Kit 36"	EBLRCK03
Warranty	
Complete 1 years warranty	Entire Appliance; In-Home; Parts & Labour
Complete 2 years warranty	Entire Appliance; In-Home; Parts & Labour

Dimensions



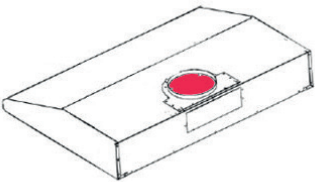
Installation



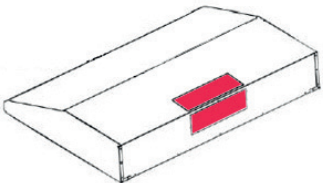
A	Floor to ceiling Height	TBD
B	Floor to counter Top Height (standard)	36"
C	Recommended Height between cooking surface and bottom of the hood	27" min. - 30" max
D	Hood Height	4 3/4"
E	cabinet Height	TBD

Duct transition

7" Round (Top)



3 1/4" X 10" (Top and Rear)



The information contained herein is based on sources that we believe to be reliable, but is not guaranteed by us, may be incomplete or may change without notice