



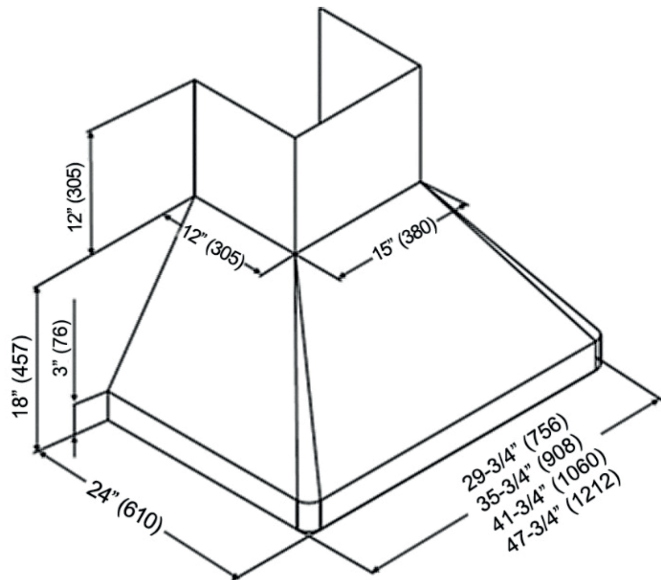
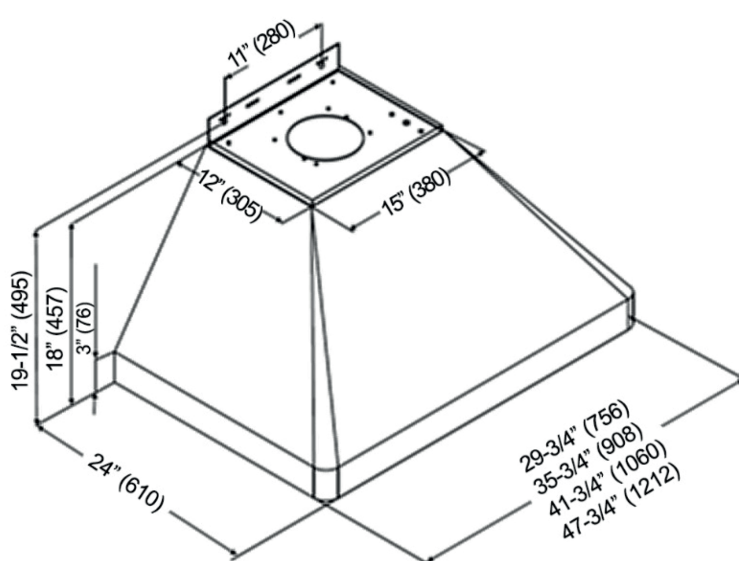
RA0242SQB-DC-1

42" Wall Mount Hood - MSRP: \$2,339.00



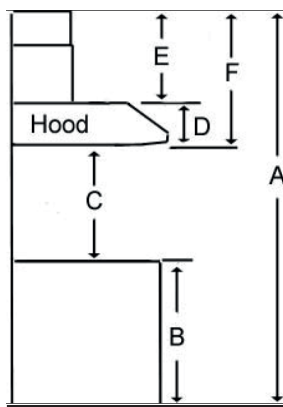
Model	
RA0242SQB-DC-1	
Features	
Controls	Rotative Knobs
Lighting	3, 3W LED Lights
Blower Type	1200 PCM, 3-Speed
Blower Performance	Speed 1, 450 CFM, 2.5 Sones
	Speed 2, 800 CFM, 6.0 Sones
	Speed 3, 1200 CFM, 8.0 Sones
Filter Type	Baffle filters (dishwasher-safe)
Ducting	Ducted
Duct Transition	8" Round (Top)
Chimney (ducted out)	RA02DC-1 For ceiling heights 8'0" to 8'6"
Exterior Appearance	
Stainless Steel grade	430 18-Gauge Satin Finish #4
Electrical Requirements	
Electrical requirements	120V / 60 Hz / 15 amp 15 or 20 Amp required
Dimensions	
Dimensions	41 3/4" (W) x 24" (D) x 30" (H)
Accessories (optional)	
Extension Chimney Kit (ducted out)	RA02DC24-1 For ceiling heights 9'0" to 10'6" (with appropriate accessories)
	RA02DC48-1 For ceiling heights 9'0" to 11'6" (with appropriate accessories)
Warranty	
2 Years full Warranty	Parts and labour, in-home service

Dimensions



For Ceiling	DC-1	DC24-1	DC48-1
Models 30" and 36"	8'0"	9'0" to 10'0"	9'0" to 11'0"
Models 42" and 48"	8'0" to 8'1/2"	9'0" to 10'1/2"	9'0" to 11'1/2"

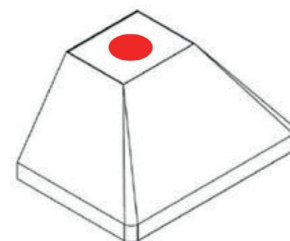
Installation



A	Floor to ceiling Height	8'0"
B	Floor to counter Top Height (standard)	36"
C	Recommended Height between cooking surface and bottom of the hood	27" min. - 30" max
D	Hood Height	18"
E	Chimney Height	12"
F	Chimney Height (including hood)	30"

Duct transition

6" Round (Top)



The information contained herein is based on sources that we believe to be reliable, but is not guaranteed by us, may be incomplete or may change without notice