

Overhead Hoods

FHWC3025M S/W

30" Under-Cabinet



Signature Features

2-Speed Fan

Effectively and quietly removes smoke, vapors and smells from the kitchen.

Dishwasher-Safe Filter

Dishwasher-safe for easy cleaning.

Cooking Surface Light

Provides ample illumination of the cooking surface.

Convertible Exhaust Duct Options¹

Ventilation is convertible to be either ducted outside, or recirculated inside requiring no ducting.

Features

Nominal Width	30"
Installation Type	Under-Cabinet
Style	Canopy
Controls	Rocker Switch
Air Discharge	Vertical or Horizontal
Air Delivery (CFM)	220
Blower Type	Fan
Sound Level (dBA)	67.9
Fan Speeds	2
Cooktop Light(s)	1 Incandescent (Not Included)
Dishwasher-Safe Filter(s)	Yes
Exhaust Duct	Convertible ¹
Duct Required	7" Round ² or 3-1/4" x 10"

Optional Accessories

Charcoal Filter	PN# 5304486302
7" Round Transition Duct	PN# 5304487139

Specifications

Product Dimensions -	
Height	4-15/16"
Width	30"
Depth	18-5/8"
Voltage Rating	120V / 60Hz / 15A
Connected Load (kW Rating) @ 120 Volts ³	.72
Amps @ 120 Volts	1.06
Shipping Weight (Approx.)	18 Lbs.
Sones Rating	5.8

¹ Ventilation is convertible to be either ducted outside, or recirculated inside requiring no ducting. (Recirculated option requires use of a cover.)

² 7" round duct requires use of optional transition duct.

³ For use on adequately wired 120V, dedicated circuit having 2-wire service with a separate ground wire. Appliance must be grounded for safe operation.

NOTE: Always consult local and national electric codes. Check local building codes for installation requirements, as they may vary per locale. Refer to Product Installation Guide for detailed installation instructions on the web at frigidaire.ca.

Specifications subject to change.

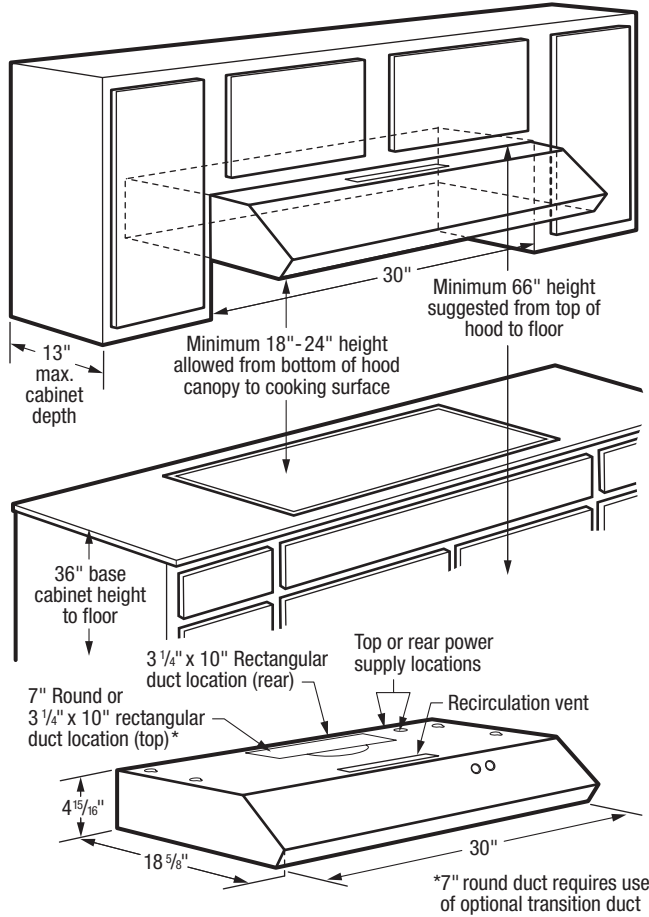
Available in:



Stainless
(S)



White
(W)

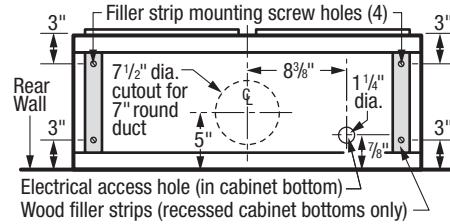


Exhaust Options

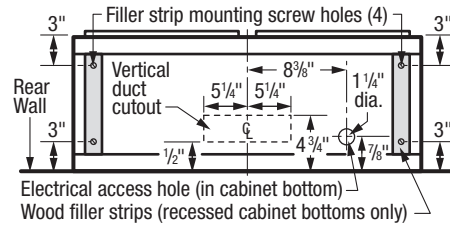
Vent hood can be vertically or horizontally ducted outside using round or rectangular duct; or recirculated inside with no ducting required.

For detailed duct preparation and installation specifications, refer to installation instructions on web.

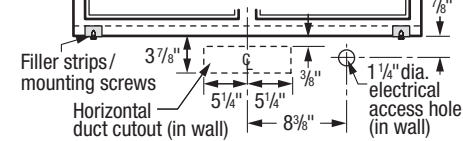
Outside Vertical – 7" Round Duct Cabinet Bottom



Outside Vertical – 3 1/4" x 10" Rectangular Duct Cabinet Bottom



Outside Horizontal – 3 1/4" x 10" Rectangular Duct Cabinet Front



Under-Cabinet Hood Specifications

- Product Shipping Weight (Approx.) - 18 Lbs.
- Under-Cabinet Installation - can be ducted vertically or horizontally.
- Ventilation system can exhaust air outside, either vertically through roof or horizontally through wall. (Refer to Ducting Option Specifications for outside ventilation.). If ducting outside is not possible, the system can be alternately set to recirculate air inside, requiring use of recirculating kit, included with hood.
- Sones Rating - 5.8
- Voltage Rating - 120V/60 Hz/15 Amps
- Connected Load (kW Rating) @ 120 Volts = .72kW (For use on adequately wired 120V, dedicated circuit having 2-wire service with a separate ground wire. Appliance must be grounded for safe operation.)
- Amps @ 120 Volts = 1.06 Amps
- Always consult local and national electric codes. Check local building codes for installation requirements, as they may vary per locale.
- Makeup air systems may be required by local building codes when using ventilation systems greater than specified CFM of air movement. Specified CFM varies per locale.
- Connect vent hood with copper wire only. (For installation pre-wired with aluminum wiring, refer to Product Installation Guide on web for correct wiring procedure.)
- Locate vent hood away from strong draft areas, such as windows, doors or strong heating vents.
- Minimum 18" - 24" installation height allowed from bottom of hood canopy to cooking surface; minimum 66" height suggested from top of hood to floor.
- When installing vent hood under cabinets with recessed bottoms, two 2"-wide filler strips required with length and thickness determined by recess dimensions.

Ducting Option Specifications

- Vent system MUST terminate outside through roof or wall; do NOT terminate into attic or other enclosed area.
- Exhaust Duct Required - 3-1/4"x10" rectangular with 35' maximum vent length or 7" round with 50' maximum vent length. Refer to Product Installation Guide on web for calculations needed to determine total duct length.
- Installation of 7" Round Duct requires use of optional 7" Round Transition Duct (PN# 5304487139) and can only be vented vertically.
- To provide efficient performance, length of vent system and number of elbows should be kept to minimum. Flexible vent greatly reduces performance and is NOT recommended.
- Use 3-1/4"x10" rectangular metal vent only - rigid metal vent recommended; plastic or metal foil vent NOT recommended.
- For cold weather installation, additional backdraft damper and thermal break should be installed. Thermal break will minimize conduction of outside temperatures as part of the vent system with damper on cold air side of break, as close as possible to where vent system enters heated portion of house.
- Refer to Product Installation Guide on web for detailed vent system preparation instructions.

Note: For planning purposes only. Refer to Product Installation Guide on the web at frigidaire.ca for detailed instructions.

Optional Accessories

- 7" Round Transition Duct - (PN# 5304487139).
- Charcoal Filter - (PN# 5304486302).

Accessories information available on the web at frigidaire.ca

