

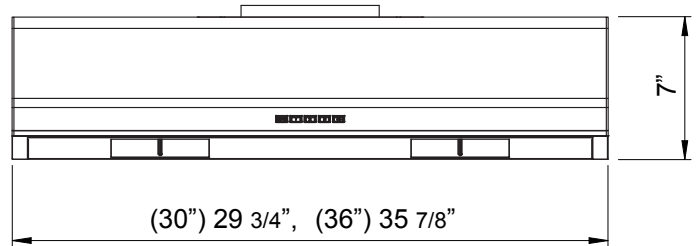
High tech meets high style with an updated look and feel. Electronic touch controls take charge of the 3-speed, 695-CFM blower and dual-level halogen lights-all designed to make your life easier. Available in black, white

and stainless steel. Now with ACT™ technology.

ACT™

Min. - Max. CFM	INTERNAL BLOWER STANDARD	INTERNAL BLOWER with ACT™ AIRFLOW CONTROL TECHNOLOGY™*	
		290 - 695	290 - 390
Min. - Max. Sones	1.5 - 5.5	1.5 - 3	1.5 - 1.5

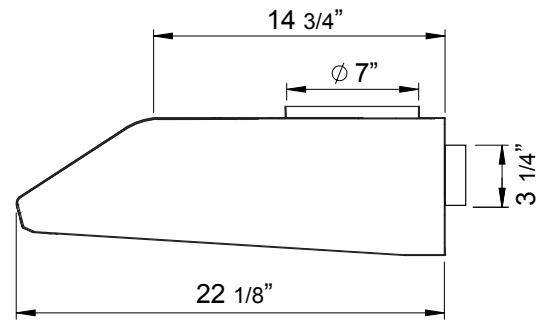
\*AIRFLOW CONTROL TECHNOLOGY™ (ACT™) is an exclusive feature built into specific Zephyr hoods which can limit the maximum blower CFM to meet local code requirements.



Front



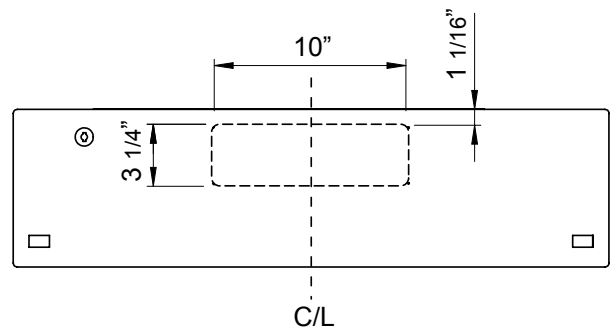
Stainless Steel



Side



Black



Back



White

MODEL	AK2500BB	AK2536BB
Black	AK2500BW	AK2536BW
White	AK2500BS	AK2536BS
Stainless Steel		
<b>Size</b>	30" (29-3/4")	36" (35-7/8")
<b>Blower CFM (Min. - Max.)</b>	290 - 695	290 - 695
<b>Sones (Min. - Max.)</b>	1.5 - 5.5	1.5 - 5.5
<b>ACT 390 CFM (Min. - Max.)</b>	290 - 390	290 - 390
<b>ACT 390 Sones (Min. - Max.)</b>	1.5 - 3	1.5 - 3
<b>ACT 290 CFM (Min. - Max.)</b>	290 - 290	290 - 290
<b>ACT 290 Sones (Min. - Max.)</b>	1.5	1.5
<b>FEATURES</b>		
<b>ACT™ Technology</b>	Yes	Yes
<b>Controls</b>	Electronic Touch	Electronic Touch
<b>Speed Levels</b>	3*	3*
<b>Auto Delay-Off</b>	Yes	Yes
<b>Lighting</b>	Halogen, 35W x2	Halogen, 35W x2
<b>Dual-Level Lighting</b>	Yes	Yes
<b>Removable Safety Grilles</b>	2	2
<b>Recirculating Option</b>	No	No
<b>Self Cleaning</b>	Yes	Yes
<b>DUCT SPECIFICATIONS</b>		
<b>Vertical Internal Blower</b>	7" Round or 3-1/4" x 10"	7" Round or 3-1/4" x 10"
<b>Horizontal Internal Blower</b>	3-1/4" x 10"	3-1/4" x 10"
<b>AC POWER</b>	120V, 60Hz at Max. 2.4A	120V, 60Hz at Max. 2.4A
<b>OPTIONAL ACCESSORIES</b>		
<b>Bloom™ GU10 LED</b>	Z0B0040	Z0B0040
<b>Make-Up Air Kit</b>	MUA008A	MUA008A
<b>Damper, 7" Round</b>	AK00067	AK00067
<b>MOUNTING HEIGHT RANGE**</b>	24" - 32"	24" - 32"
<b>WARRANTY</b>	10 years parts, 1 year labor	

\*When ACT is enabled the maximum speed levels will change. ACT 390 CFM = 2 speeds and ACT 290 CFM = 1 speed.

\*\*Mounting height refers to distance between top of a 36" tall cooking surface and bottom of hood.

**ACT™** AIRFLOW CONTROL TECHNOLOGY™ (ACT™)  
is an exclusive feature built into specific Zephyr hoods which can limit the maximum blower CFM to meet local code requirements.

Specifications subject to change, check zephyronline.com for up-to-date information.  
Zephyr Ventilation | 2277 Harbor Bay Parkway, Alameda, CA 94502 | 888.880.VENT

SEP17.0201

