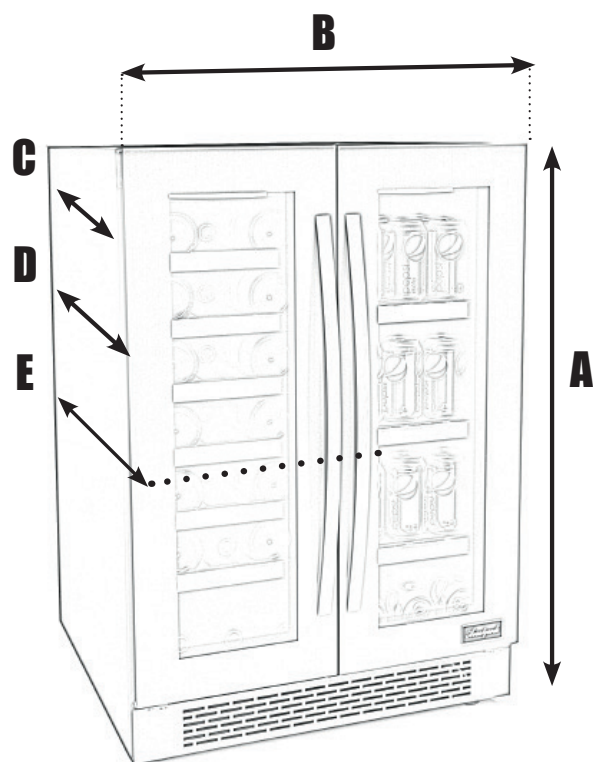


**VPC42DS**

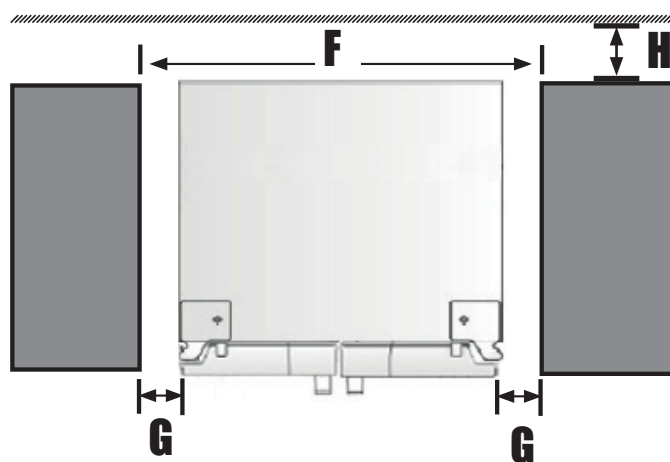
21-bottle Wine cellar and 60-cans beverage center | Dual zone - MSRP: \$1,749.00



| Capacity | |
|---|---|
| Storage Capacity (Wine) | 42 Bottles |
| Total Capacity | 21 Bottles + 60 Cans |
| Avantgarde Collection | |
| Series | Vinopazzo |
| Features | |
| Temperature zone(s) | 2 |
| Adjustable Temperature | 4°-18° C |
| Built-in | Yes |
| Cans Holders | 3 Glass Shelves |
| Configuration | French Door |
| Control Type | Soft touch electronic control |
| Interior lighting | White LED |
| Leveling legs | Yes |
| Shelves extension | Shelves Extension at 35% |
| Wine racks | 12 Wooden Racks with Stainless Steel Frontage |
| Exterior Appearance | |
| Cabinet | Black |
| Color Appearance | Seamless Stainless Steel Door |
| Flush with cabinet | Yes |
| Glass Door | Tinted with Low E Argon |
| Handle Type | Curved |
| Installation Type | Freestanding or Built-In |
| Kick Plate | Stainless Steel |
| Electrical Requirements | |
| Volts; Hertz; Amps | 120V / 60 Hz / 15 amp |
| Dimensions | |
| Width (in.) | 23 3/4" |
| Depth (in.) | 23 1/4" |
| Height (in.) | 34 1/2" |
| Accessories (optional) | |
| Square shape Stainless steel handle kit | DG141117/1 |
| Warranty | |
| 2 Year full Warranty | Entire appliance; parts and labour, in-home service |
| 3 Year Warranty | Compressor only |



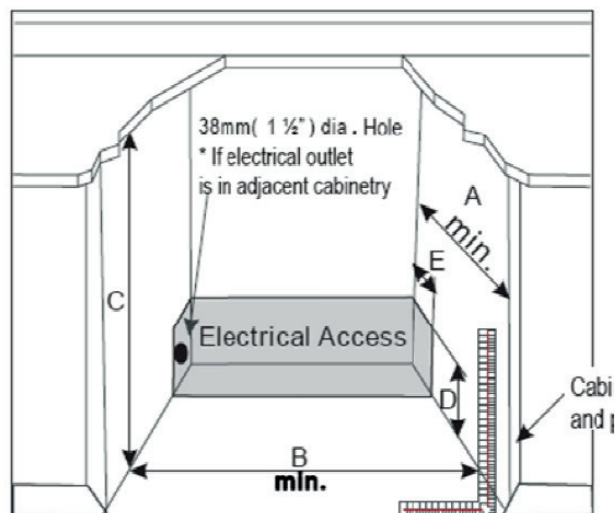
Installation - Flush with wine cellar door



| Product dimensions | | inches |
|--------------------|---|--------|
| A | Overall height of product | 34 ½ |
| B | Overall width of product | 23 ¾ |
| C | Depth (excludes doors) | 22 |
| D | Depth (including doors without handles) | 23 ½ |
| E | Overall depth (including handles and doors) | 25 |
| Cabinetry cutout | | |
| F | Width - Installation flush door | 24 |
| Minimum Clearances | | |
| G | Side clearance - Flush with door - Full door rotation | 1/8 |
| H | Rear clearance | 1 |

The information contained herein is based on sources that we believe to be reliable, but is not guaranteed by us, may be incomplete or may change without notice

Electrical Planning



- | | |
|---|---|
| A | 610mm (min.24") |
| B | 610mm (24") - Flush with cellar door |
| C | 883mm (34 3/4") |
| D | 152mm (6") |
| E | 51mm (2") |
| | 25mm (1") if electrical outlet is in adjacent cabinetry |