



KITCHEN APPLIANCES

AEG

perfekt in form und funktion



GOURMET OVENS DESIGNED FOR YOU.

AEG has been a leader and innovator in the appliance industry since 1887 - when you cook with an AEG oven, expect advanced technology, smart design and a huge range of features that do much more than just control time and temperature.

AEG ovens are engineered to integrate seamlessly with your kitchen environment, giving you the flexibility to choose based on considerations such as what type of dishes you enjoy making the most – steamed, baked, grilled. Or how much room is available in your kitchen - compact for smaller kitchens, full-sized for spacious open plan living.

AEG ovens have high performance design built-in, with unrivalled form, function and features. All our appliances offer outstanding performance, versatility and reliability with stylish aesthetics to enhance your kitchen design.

AEG manufactures a complete line of appliances including ovens, cooktops, ranges, coffee machines, microwaves, warming drawers, dishwashers, laundry, and range hood products. To learn more about these ultra-efficient appliances, visit aeg-appliances.ca

AEG

perfekt in form und funktion



BC3000001M 24" BUILT-IN MULTI-FUNCTION OVEN

FEATURES

- MaxiKlasse™ 74L (2.61 cu. ft) capacity
- Anti-fingerprint stainless steel
- 8 cooking functions including True Fan Convection
- ThermiC° hot air cooking technology for perfect cooking
- Retractable control knobs - °F temperature display
- Oven power indicator and temperature pilot light
- Panoramic view window
- Inclined oven light
- Metric and Imperial baking chart on interior of door
- 5 shelf positions
- Isofront® triple glazed glass door
- Cooling fan



BP532310MM 24" BUILT-IN MULTI-FUNCTION OVEN

FEATURES

- MaxiKlasse™ 74L (2.61 cu. ft) capacity
- Anti-fingerprint stainless steel
- 8 cooking functions including True Fan Convection
- ThermiC° hot air cooking technology for perfect cooking
- OptiSight® digital display with electronic temperature control
- Illuminated retractable control knobs - °F temperature display
- Audible signal for set temperature
- Fast Heat Up
- Panoramic view window
- Inclined oven light
- Soft close door
- Oven power indicator and temperature pilot light
- Metric and Imperial baking chart on interior of door
- 5 shelf positions
- Isofront® quadruple glazed glass door
- Cooling fan
- Residual heat indicator
- Child Safety Lock
- Fast Heat Up
- Rotisserie
- Automatic switch off
- Minute Minder



BP730410MM 24" BUILT-IN MULTI-FUNCTION OVEN

FEATURES

- MaxiKlasse™ 74L (2.61 cu. ft) capacity
- Anti-fingerprint stainless steel
- 12 cooking functions including True Fan Convection
- ThermiC° hot air cooking technology for perfect cooking
- ProSight® digital display with electronic temperature control
- SoftMotion™ door closing technology
- °F temperature display
- Audible signal for set temperature
- Panoramic view window
- Inclined oven light
- Oven power indicator and temperature pilot light
- Metric and Imperial baking chart on interior of door
- 5 shelf positions
- Isofront® quadruple glazed glass door
- Cooling fan
- Residual heat indicator
- Child safety lock
- Automatic Programmes (x20)
- Fast Heat Up
- Favourite Program
- Minute Minder
- Automatic switch off

OVEN FUNCTIONS

- True Fan Convection
- Pizza Mode
- Conventional Cooking
- Bottom Heat
- Turbo Grilling
- Fast Grilling
- Grilling
- Defrost

CLEANING FEATURES

- Cataluxe® heat-activated catalytic liners for a continuously clean oven
- Easy to clean high gloss enamel lining
- Removable door and glass panes for easy cleaning

OVEN ACCESSORIES

- Grill/roasting pan
- 1 chrome oven racks : 18³/₈" W x 15³/₁₆" D
- Optional full extension telescopic rails (TR3LFV)
- Optional stainless steel trim panels for 30" install (BTK76SS)

Dimensions

D: 22¹/₂" x H 23³/₈" x W: 23⁷/₁₆"

Electrical Requirements

208 / 230 Volt, 60Hz, 3500 Watts, 20 AMP

Supplied with 5' armour cable for hard-wiring



OVEN FUNCTIONS

- True Fan Convection
- Pizza Mode
- Conventional Cooking
- Turbo Grilling (with or without Rotisserie)
- Fast Grilling (with or without Rotisserie)
- Grilling (with or without Rotisserie)
- Bottom Heat
- Defrost

CLEANING FEATURES

- Pyroluxe®Plus self-cleaning system with cycle time options
- Easy to clean high gloss enamel lining
- Removable door and glass panes for easy cleaning

OVEN ACCESSORIES

- Grill/roasting pan
- Baking tray
- Rotisserie with support turnspit
- 1 chrome oven racks : 18³/₈" W x 15³/₁₆" D
- Optional full extension telescopic rails (TR3LFV)
- Optional stainless steel trim panels for 30" install (BTK76SS)

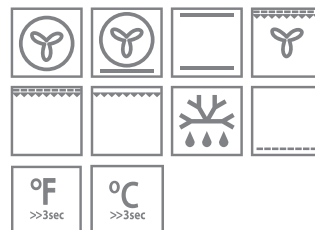
Dimensions

D: 22¹/₂" x H 23³/₈" x W: 23⁷/₁₆"

Electrical Requirements

208 / 230 Volt, 60Hz, 3500 Watts, 20 AMP

Supplied with 5' armour cable for hard-wiring



OVEN FUNCTIONS

- True Fan Convection
- Pizza Mode
- Slow Cook
- Conventional Cooking
- Frozen Foods
- Bottom Heat
- Defrost
- Keep Warm
- Turbo Grilling
- Fast Grilling
- Grilling
- Eco Roasting

CLEANING FEATURES

- Pyroluxe®Plus auto cleaning system with cycle time options
- Easy to clean high gloss enamel lining
- Removable door and glass panes for easy cleaning

OVEN ACCESSORIES

- Grill/roasting pan
- Baking tray
- Programmable core temperature sensor
- 1 chrome oven racks : 18³/₈" W x 15³/₁₆" D
- Optional full extension telescopic rails (TR3LFTV)
- Optional stainless steel trim panels for 30" install (BTK76SS)

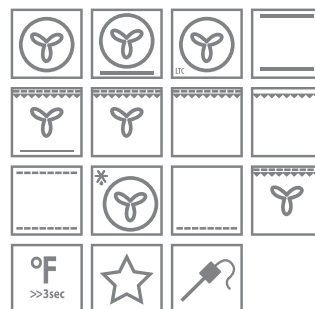
Dimensions

D: 22¹/₂" x H 23³/₈" x W: 23⁷/₁₆"

Electrical Requirements

208 / 230 Volt, 60Hz, 3500 Watts, 20 AMP

Supplied with 5' armour cable for hard-wiring





BS730470MM 24" BUILT-IN MULTI-FUNCTION AND STEAM OVEN

FEATURES

- MaxiKlasse™ 74L (2.61 cu. ft) capacity
- Anti-fingerprint stainless steel
- 17 cooking functions including True Fan Convection
- ProCombi – steam & dry heat cooking
- ThermiC° hot air cooking technology for perfect cooking
- ProSight® digital display with electronic temperature control
- SoftMotion™ door closing technology
- Audible signal for set temperature
- Panoramic view window
- Inclined oven light
- Meat probe
- 5 shelf positions
- Oven power indicator and temperature pilot light
- Metric and Imperial baking chart on interior of door
- Isofront® quadruple glazed glass door
- Cooling fan
- Residual heat indicator
- Favourite Program
- Fast Heat Up
- Automatic Programs (x25)
- Water Intake Tube and Reservoir
- Minute Minder
- Fahrenheit Temperature Display



B3007H-B 30" BUILT-IN MULTI-FUNCTION OVEN

FEATURES

- MaxiKlasse™ 120L (4.3 cu. ft) capacity
- 10 cooking functions including True Fan Convection
- ThermiC° hot air cooking technology for perfect cooking
- LCD touch display with electronic temperature control
- Oven power indicator and temperature pilot light
- Audible signal for set temperature
- Panoramic view window
- Metric and Imperial baking chart on interior of door
- 5 shelf positions
- Double glazed glass door
- Cooling fan
- Residual heat indicator
- Minute Minder
- Celsius Temperature Display



MCD4538E 24" BUILT-IN STAINLESS STEEL MICROWAVE

FEATURES

- 38 litre interior capacity
- Microwave and grill modes
- Fingerprint proof stainless steel frame
- Stainless steel inner cavity
- Digital display with touch controls
- Children's safety lock
- Memory function - Program 3 favourite recipes
- 3 Auto Cook functions
- Drop-down grill for easy cleaning
- Fully programmable clock and timer

OVEN FUNCTIONS

- 100% Steam – fixed temperature at 96°
- Interval Steam – 50% steam plus 50% heat
- Interval Steam – 25% steam plus 75% heat
- Steam regenerating
- Moist Fan Baking
- True Fan Convection
- Pizza Mode
- Slow Cook
- Conventional Cooking
- Frozen Foods
- Bread Baking
- Defrost
- Keep Warm
- Turbo Grilling
- Fast Grilling
- Grilling
- Bottom Heat

CLEANING FEATURES

- SteamClean technology
- Diamond glazed enamel interior
- Removable door and glass panes for easy cleaning

OVEN ACCESSORIES

- Grill/roasting pan
- Reversible grill insert
- 1 chrome oven racks : 18³/₈" W x 15³/₁₆" D
- Optional full extension telescopic rails (TR3LFSTV)
- Optional stainless steel trim panels for 30" install (TK76SS)
- Baking Tray
- Steam Set (perforated & unperforated sheets)
- Care Sponge
- Programmable core temperature sensor

Dimensions

D: 22¹/₂" x H 23³/₈" x W: 23⁷/₁₆"

Electrical Requirements

208 / 230 Volt, 60Hz, 3500 Watts, 20 AMP

Supplied with 5' armour cable for hard-wiring



OVEN FUNCTIONS

- True Fan Convection
- Pizza Mode
- Conventional Cooking
- High Bake
- Turbo Grilling
- Fast Grilling
- Grilling
- Fan Assist
- Defrost
- Low Bake/Bottom Heat

CLEANING FEATURES

- Cataluxe® heat-activated catalytic liners for a continuous clean
- Easy to clean high gloss enamel lining
- Removable door and glass panes for easy cleaning

OVEN ACCESSORIES

- Grill/roasting pan
- Reversible grill insert
- 2 chrome, heavy duty oven racks : 22" W x 15 1/4" D
- Full extension telescopic rails (1 pair)
Optional bottom vent grill (7427640)

Dimensions


D: 21^{7/8}" x H: 24^{3/8}" x W: 29^{13/16}"

Electrical Requirements

Condominium
208 Volt, 60Hz, 3460 Watt, 20 AMP

House
240 Volt, 60Hz, 4580 Watt, 30 AMP

Supplied with 5' armour cable for hard-wiring



MICROWAVE ACCESSORIES

- Circular glass turntable
- Turntable ring and support
- Browning plate
- High grill rack
- Low grill rack

OPTIONAL COOKING TOWER (TK455)

2 piece stainless steel trim kit to create a seamless cooking tower in 30" cabinet opening

Cut-Out Dimensions

D: 21⁵/₈" x H: 17³/₄" x W: 22¹/₁₆"

Dimensions

D: 20^{15/16}" x H: 17^{15/16}" x W: 23^{7/16}"

Electrical Requirements

208 / 240 Volt, 60Hz, 3300 Watt,
20 AMP

Supplied with a 5' long electrical cable and must be hard-wired





DE076-L 30" BUILT-IN MULTI-FUNCTION DOUBLE OVEN

FEATURES

- 30" (76cm) wide stainless steel oven
- MaxiKlasse™ 120L (4.3 cu.ft) capacity
- Side halogen light
- 9 cooking functions including True Fan convection
- ThermiC°hot air cooking technology for perfect cooking
- Heavy duty chrome racks
- Electronic controls with digital display
- Power ventilated glazed door panels
- Removable door and glass panes for easy cleaning
- Degree C temperature display
- True Fan Convection



MCC4538E 24" BUILT-IN STAINLESS STEEL SPEED OVEN

FEATURES

- 38 litre interior capacity
- Microwave, grill and convection modes
- Fingerprint proof stainless steel frame
- Stainless steel inner cavity
- Digital display with touch controls
- Children's safety lock
- Memory function -program 3 favourite recipes
- 3 Auto Cook functions
- Drop-down grill for easy cleaning
- Fully programmable clock and timer



PE4571-M BUILT-IN AUTOMATIC ESPRESSO MAKER

FEATURES

- 24" (60cm) built-in anti-fingerprint stainless steel automatic coffee maker
- Prepares a range of beverages including espresso, lattes, and cappuccinos
- Uses fresh beans ground as needed
- Brew up to 6 cups of coffee
- Coffee Taste function to give you precise control over each cup
- Pre-programmed coffee selection
- Removable 1.8L water tank
- Removable milk container
- LCD digital display
- Steam/water spout
- Automatic self-cleans before every brew cycle

Dimensions

D: 15^{3/16"} x W: 23^{3/8"} x H: 17^{15/16"}

Electrical Requirements

- 208 / 240 Volt, 60Hz, 15 AMP
- 1350 Watts

OPTIONAL TRIM KIT

Create a seamless cooking tower in 30" cabinet opening

Cut-Out Dimensions

D: 21^{5/8"} x H: 17^{3/4"} x W: 22^{1/16"}

TOP OVEN FUNCTIONS

- True Fan Convection
- Pizza Mode
- Conventional Cooking
- High Bake
- Turbo Grilling
- Fast Grilling
- Grilling
- Fan Assist
- Defrost
- Low Bake/Bottom Heat

BOTTOM OVEN FUNCTIONS

- Conventional
- High Bake
- Fan Assist
- Low Bake/Bottom Heat
- Fast Grill

OVEN ACCESSORIES

- 2 x chrome oven racks -21" W x 15¼" D
- 1 x grill/roasting pan
- 1 x reversible grill insert
- 6 shelf positions
- 1 pair of telescopic rails

Dimensions

D: 22" x H: 45¹/₁₆" x W: 29³/₄"


Electrical Requirements

Condo

208 Volt, 60Hz, 6920 Watt, 40 AMP

House

240 Volt, 60Hz, 8150 Watt, 40 AMP



SPEED OVEN ACCESSORIES

- Circular glass turntable
- Turntable ring and support
- Browning plate
- High grill rack
- Low grill rack

OPTIONAL COOKING TOWER (TK455)

2 piece stainless steel trim kit to create a seamless cooking tower in 30" cabinet opening

Cut-Out Dimensions

D: 21⁵/₈" x H: 17³/₄" x W: 22¹/₁₆"

Dimensions

D: 20¹⁵/₁₆" x H: 17¹⁵/₁₆" x W: 23⁷/₁₆"

Electrical Requirements

208 / 240 Volt, 60Hz, 3400 Watt, 20 AMP

Supplied with 5' armour cable for hard-wiring



COOKING FUNCTIONS



True Fan Convection

Using this genuine convection mode the fan gently circulates hot air throughout the oven to give an even temperature. Ventitherm® ensures no transfer of flavours so you can cook sweet and savoury dishes together on up to three levels. It is also a very economical and time-efficient cooking system as it does not require pre-heating for most dishes, thus making it the most commonly used setting. With exact heat distribution and precise temperature control, you get perfect cooking results every time.



Pizza Mode

The bottom element creates a more intensive browning and crispy base, leaving the topping perfectly cooked. The bottom and back element and the fan work together to provide the perfect environment for baking on one level. This feature is also ideal for quiches and pastry bases. Using this function you can decrease the oven temperature 20°-40°C / 68°- 104°F compared to conventional cooking.



Slow Cook

Low temperatures are used to gently tenderize and cook foods through. This is ideal for casseroles and lean, tender roasts. Two slow cook options, depending on the quantity of food being cooked, food is initially sealed and then cooked at the low temperature to tenderize the ingredients.



Conventional Cooking

The top and bottom elements provide traditional cooking with zoned heat. This is ideal for baking bread and cakes, as the oven becomes hotter at the top. Ideal for use on one shelf position.



Frozen Foods

It is possible to cook straight from frozen. All-around intense heat ensures your frozen food is correctly defrosted and cooked at the same time.



Turbo Grilling/Roasting

Gives an authentic rotisserie effect without the mess. Heat is directed simultaneously from the top element to the surface of the food as it is being circulated by the fan, sealing and crisping the food. Ideal to roast larger pieces of meat or poultry on one shelf position. Also ideal for browning.



Fast Grilling

To grill flat food in large quantities, or to toast bread. Uses the inner and outer part of the grill element, providing full-width, even grilling.



Grilling

To grill small portions in the middle of the grill, or to toast bread. This setting uses one element thus saving energy.



Keep Warm

This option maintains a temperature of 80°C/175°F, an ideal temperature for keeping food warm until ready to serve without drying the food.



Defrost/Drying

Air is gently circulated around the oven cavity quickly, without a temperature setting, defrosting your food hygienically. Defrost frozen food gently in half the usual time. Also dries herbs, fruits and vegetables.



Bottom Heat

To bake cakes with a crispy base, and to preserve food.



Bread Baking

Use this function to prepare bread and bread rolls with a very good professional-like result in terms of crispiness, colour and crust gloss.



Steam Regenerating

Food reheating with steam prevents surface drying. Heat is distributed in a gentle and even way, which allows to recover taste and aroma of food as just prepared. This function can be used to reheat food directly on a plate. You can reheat more than one plate at the same time, using different shelf positions.



Full Steam / 100% Humidity

- Low temperature (maximum 96°C / 205°F)

Steams gently so heat evenly penetrates food resulting in tasty, healthy dishes. The food retains a higher level of nutrients, vitamins and minerals, compared to other cooking methods, while natural colours, flavours and textures are enhanced. For delicate fish, "al dente" pasta, vegetables, rice/ couscous and side dishes, full steam is an excellent choice.



Half Steam + Heat

- Temperature 110°- 140°C / 230°- 280°F

High retention of nutrients. Introducing a high level of steam into your cooking helps conserve the texture and humidity of the food. For dishes with a high moisture content, including soufflés, casseroles and poached fish, humidity is beneficial. It is also a great option for quality reheating of leftovers and cooking convenience/frozen food as the steam prevents food from drying out.



Quarter Steam + Heat

- Temperature 140-230°C / 230°F -445°F

High retention of nutrients. Food is golden brown on the outside and succulent on the inside so it not only looks good, it also tastes delicious. Use for a tender inside with a crusty outside (meat, poultry, bread, cakes). Try roasting large pieces of meat or to warm up chilled and frozen meals.



ECO Steam

ECO functions let you optimize the energy consumption during cooking. Thus, it is necessary to set the cooking time first. To get more information about the recommended settings, refer to the cooking tables with the equivalent standard oven function.



Moist Fan Baking

For energy-saving baking and cooking of dry bakery items as well as for baking in pans on one shelf position. It allows you to create your light and fluffy sponge cakes and baked soufflés to perfection. Moisture is retained within the oven, achieving results while using the oven in a more economical way.



Fan Assist/Radiant Heat Convection

Using the top and bottom heat in conjunction with the fan, the radiant heat is distributed throughout the oven evenly. This speeds up the browning process compared to foods cooked with a conventional baking mode.



High Bake

This setting uses heat from the bottom element only, with the fan circulating. This quick and consistent heat is ideal for reheating pies and pastries, as it keeps the pastry crisp. This function is also ideal for plate warming.

OVEN FEATURES

MaxiKlasse™

Extra large internal oven capacity of 74L(2.61 cu. Ft.). It's 6cm higher x 4cm wider than the standard dimensions. The air circulation and heat distribution have been improved so that food is evenly cooked at any position in the oven. This results in expert, even results from a professional quality oven. The MaxiKlasse™ ovens combine advanced features to ensure you can cook each dish evenly, and achieve the perfect results.



ThermiC° Air Convection

Higher performance and more energy efficient! The clever ThermiC° Air Convection system ensures hot air circulates evenly throughout the oven cavity for a faster and even cooking process, and is more energy efficient by reducing cooking temperatures by 20%. Perfect cooking on any shelf, in any position.



Fast Heat Up

Fast heat up prevents the need to preheat the oven. Ideal for cooking convenience foods at the exact cooking time that is specified. If you press the button and hold for three seconds it turns Fast Heat Up function ON or OFF. The oven will automatically start up with the last used setting. It can also show you the time, cooking mode, and temperature, as well as updates on the progress of your dish. You can even use it to access pre-programmed recipes. It's an invaluable tool for taking control of the cooking process.



My Favourite Program

You can store your favourite program in the oven. Use this feature to access your favourite program directly even when the appliance is off.

Automatic Programs

Use a program or recipe when you do not have the knowledge or experience to prepare a dish. Recipes for the automatic programs can be found in the recipe book.



Low Temperature Cooking

To prepare very tender and juicy roasts, recommended for tender lean meat and fish.

Enlarged Window and Floodlight

The enlarged see-through door, combined with a new oven floodlight, means you can see exactly what is happening throughout the cooking process.

Anti-Fingerprint Stainless Steel

Taking the elegance and luster of stainless steel one step further. Many of our models now have anti-fingerprint stainless steel, ensuring less clean up and consistent good looks.



Programmable Core Temperature Sensor

It takes the guesswork out of cooking by monitoring the cooking process at the core of the food and turning the oven off when the desired temperature is reached. The risk is removed of under or over cooking. The position of the food probe socket on the outside makes it easier to insert the probe and provides ultimate safety.

Automatic Switch Off

The appliance deactivates automatically if an oven function fails or if the temperature has not been changed.

ProSight Display

Have all the information you need at your fingertips with this large LCD touch-control display. It can show you the time, cooking mode, and temperature, as well as updates on the progress of your dish. You can even use it to access pre-programmed recipes. It's an invaluable tool for taking control of the cooking process. Perfectly cooked food, exactly when you want it.

OptiSight Timer Display

With its OptiSight illuminated retractable controls and interactive LCD display, get instant feedback and greater control that enables you to precisely monitor the cooking process, the MaxiKlasse™ oven helps you achieve perfect results every time.

SoftMotion™

Smooth and silent door movement. The door closes automatically when it reaches a certain angle, in a smooth, soft movement, creating a premium design feature.



IsoFront® Plus

Three panes of glass plus the outer glass with heat reflective coating keeps the heat inside of the oven and leaves the oven door relatively cool to the touch.

CLEANING FEATURES

Cataluxe®

Intelligent technology that makes cleaning more efficient. The Cataluxe® cleaning system enables you to clean the oven in the most efficient way. The catalytic liners on the roof, back and sides of the oven absorb the grease and any splatters during cooking. When the oven is heated to 220°C / 480°F the grease residue is oxidized leaving the surface clean.






















Pyroluxe® Plus

Meet the highest standards in kitchen cleanliness: thorough enough to impress the professionals. The self-cleaning function heats the oven up to 500°C / 930°F. At this temperature, all food residue is turned to ash, with no unpleasant odours or chemical cleaning agents. Simply wipe out the ash with a damp cloth.

Steam Cleaning

The AEG steam oven 'steam cleans' itself when the cooking is done. Place the required amount of water and vinegar directly into the steam generator, set the cleaning function and the oven takes care of the rest. When the program is done, simply wipe out the oven with a soft cloth. Use the Sponge 150 to absorb residual water from the steam generator.

SPECIFICATIONS

		BC3000001M	BP532310MM	BP730470MM	BS730470MM	B3007HB
COOKING FUNCTIONS	 True Fan Cooking	•	•	•	•	•
	 Pizza Mode	•	•	•	•	•
	 Slow Cook			•	•	
	 Conventional Cooking	•	•	•	•	•
	 Frozen Foods			•	•	
	 Turbo Grilling	•	•	•	•	•
	 Fast Grilling	•	•	•	•	•
	 Grilling	•	•	•	•	•
	 Keep Warm			•	•	
	 Defrost	•	•	•	•	•
	 Bottom Heat	•	•	•	•	
	 Bread baking				•	
	 Full Steam				•	
	 Half Steam + Heat				•	
	 Quarter Steam + Heat				•	
	 Steam Regenerating			•	•	
	 Moist Fan Baking				•	
	 Fan Assist					•
	 High Bake					•
CLEANING	 Steam Cleaning				•	
	 Catalytic Cleaning	•				•
	 Pyrolytic Cleaning		•	•		
FEATURES	 Fast Heat Up		•	•	•	
	 My Favourite Cooking			•	•	
	 Temperature Sensor			•	•	

AEG

perfekt in form und funktion

COOKTOPS DESIGNED FOR YOU.

AEG cooktops are designed to be the focal point of your kitchen, combining thoughtful and practical features with stunning visual impact.

The AEG line of gas cooktops is perfectly formed with stylish cast iron pan supports. AEG ceramic, electric, and induction cooktops boast ultra-responsive touch glide controls and stainless steel trim or beveled glass edges.

AEG manufactures a complete line of appliances including ovens, cooktops, ranges, coffee machines, microwaves, warming drawers, dishwashers, laundry, and range hood products. To learn more about these ultra-efficient appliances, visit aeg-appliances.ca

GAS COOKTOPS



Dimensions

D: 19¹⁵/₁₆" x W: 23³/₁₆"

Electrical Requirements

115 Volt, 60Hz, 15 AMP

6524GM-M-F 24" GAS COOKTOP

FEATURES

- 24" (60cm) 4 burner gas cooktop
- Continuous cast iron support grates
- Electronic ignition with flame failure safety
- Ergonomically placed control knobs
- UltraFlat design for optional flush install
- 2.5" deep allows for drawer or oven install below cooktop
- Can be used with natural gas (default) or liquid propane
- LPG conversion kit included
- Triple ring wok burner

PERFORMANCE

- 4 high quality sealed burners
 - 1 x double ring wok burner – 13,600 BTU
 - 2 x semi-rapid burner – 8,000 BTU
 - 1 x simmer burner
 - 5,000 BTU down to 600 BTU



Dimensions

D: 20¹/₁₆" x W: 29³/₈"

Electrical Requirements

115 Volt, 60Hz, 15 AMP

75040GM-M-F 30" GAS COOKTOP

FEATURES

- 30" (76cm) 5 burner gas cooktop
- Continuous cast iron support grates
- Electronic ignition with flame failure safety
- Ergonomically placed control knobs
- UltraFlat design for optional flush install
- 2.5" deep allows for drawer or oven install below cooktop

PERFORMANCE

- 5 high quality burners
 - 1 x triple ring wok burner – 17,500 BTU
 - 1 x rapid burner – 11,500 BTU
 - 2 x semi-rapid burner – 8,000 BTU
 - 1 x simmer burner
 - 5,000 BTU down to 600 BTU



INDUCTION COOKTOPS



Dimensions

D: 20⁵/₁₆" x W: 22¹¹/₁₆"

Electrical Requirements

208 / 230 Volt, 60Hz, 40 AMP, 7400W

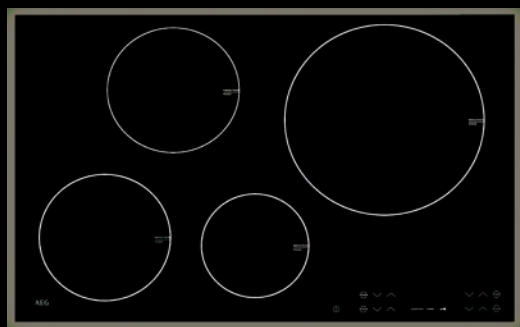
HK654200XB 24" INDUCTION COOKTOP

FEATURES

- 24" (60cm) induction cooktop
- Low profile OptiFit stainless steel trim
- DirekTouch™ slide design controls
- 4 induction zones with 14 power levels
- LED display indicating power level
- Power Boost on all zones
- 3-step OpiHeat residual heat control (Still cooking/Keep warm/Residual heat)
- Adjustable timer – max 99 mins.
- Stop+Go™ function
- Child safety lock
- Residual heat indicator
- 3.5" deep allows for drawer or oven install below cooktop
- Supplied with 5' armour cable for hard-wiring

PERFORMANCE

- 4 Induction Zones
 - 2 x 18 cm Single Zone: 1,800 Watts / Power Boost: 2,800 Watts
 - 1 x 14.5 cm Single Zone: 1,400 Watts / Power Boost: 2,500 Watts
 - 1 x 21 cm Single Zone: 2,300 Watts / Power Boost: 3,700 Watts



Dimensions

D: 19³/₄" x W: 30"

Electrical Requirements

208 / 230 Volt, 60Hz, 40 AMP, 7400W

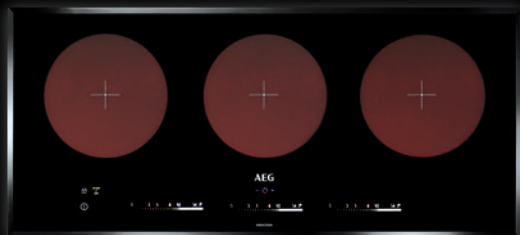
HK854220XB 30" INDUCTION COOKTOP

FEATURES

- 30" (76cm) induction cooktop
- Low profile OptiFit stainless steel trim
- DirekTouch™ slide design controls
- 4 induction zones with 14 power levels
- LED display indicating power level
- Power Boost on all zones
- Adjustable timer – max 99 mins.
- Stop+Go™ function
- Child safety lock
- Residual heat indicator
- 3.5" deep allows for drawer or oven install below cooktop
- Supplied with 5' armour cable for hard-wiring

PERFORMANCE

- 4 Induction Zones
 - 2 x 18cm Single Zone: 1,800 Watts / Power Boost: 2,800 Watts
 - 1 x 14.5 cm Single Zone: 1,400 Watts / Power Boost: 2,500 Watts
 - 1 x 30 cm Single Zone: 2,400 Watts / Power Boost: 3,700 Watts



Dimensions

D: 16¹/₈" x W: 35⁷/₈"

Electrical Requirements

208 / 230 Volt, 60Hz, 40 AMP, 6900W

HK953400FB 36" INDUCTION COOKTOP


FEATURES

- 36" (90cm) induction cooktop with beveled edges
- DirekTouch™ slide design controls
- MaxiSense touch controls
- 3 induction zones with 14 power levels
- LED display indicating power level
- Adjustable timer – max 99 mins.
- Stop+Go™ function
- Child safety lock
- 3-step OpiHeat residual heat control (Still cooking/Keep warm/ Residual heat)
- 3.5" deep allows for drawer or oven install below cooktop
- Supplied with 5' armour cable for hard-wiring

PERFORMANCE

- Flexible Zone
- Flexible Power
 - Min. 12cm – 21cm
 - Each section can power up to 3200 Watts
 - Cooking: 2300 Watts
 - Power Boost: 3200 Watts

ELECTRIC COOKTOPS



Dimensions

D: 20⁵/₁₆" x W: 22¹¹/₁₆"

Electrical Requirements

208 / 230 Volt, 60Hz, 40 AMP, 7100W

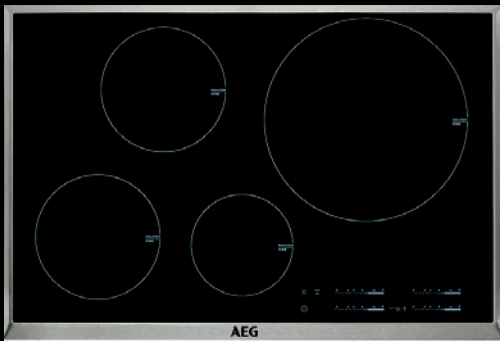
HK654070XB 24" CERAMIC ELECTRIC COOKTOP

FEATURES

- 24" (60cm) ceramic electric cooktop
- Low profile OptiFit stainless steel trim
- DirekTouch™ slide design controls
- Automax Heat Up function
- LED display indicating power level
- Adjustable timer – max 99 mins.
- Stop+Go™ function
- Keep warm setting
- Child safety lock
- Residual heat indicator
- 3" deep for easy installation
- Supplied with 5' armour cable for hard-wiring

PERFORMANCE

- 2 Hi-Lite zones with 9 power levels
 - 2 x 14.5cm Single Zones: 1200 Watts
- 1 x Oval Expandable Zone:
 - 1 x 17cm Single Zone: 1500 Watts
 - 1 x 26.5cm Expanded Zone: 2400 Watts
- 1 Triple Expanded Zone:
 - 1 x 12cm Single Zone: 800 Watts
 - 1 x 17.5cm Expanded Single Zone: 1600 Watts
 - 1 x 21cm Expanded Single Zone: 2300 Watts



Dimensions

D: 20⁵/₁₆" x W: 30³/₁₆"

Electrical Requirements

208 / 230 Volt, 60Hz, 40 AMP, 7800W

HK854080XB 30" CERAMIC ELECTRIC COOKTOP

FEATURES

- 30" (76cm) electric ceramic cooktop
- Low profile OptiFit stainless steel trim
- DirekTouch™ slide design controls
- 4 Hi-Lite zones with 14 power levels
- Automax Heat Up function
- LED indicating power levels
- OptiFit cooktop with extendable cooking zone
- Adjustable timer – max 99 mins.
- Stop+Go™ function
- Child safety lock
- Residual heat indicator
- 3" deep for easy installation
- Supplied with 5' armour cable for hard-wiring

PERFORMANCE

- 4 Hi-Lite zones with 14 power levels
 - 1 x 14.5cm Single Zones: 1200 Watts
- 1 Expandable Double Zone:
 - 1 x 12cm Single Zone: 700 Watts
 - 1 x 18cm Single Zone: 1700 Watts
- 1 Expanded Triple Zone:
 - 1 x 14.5cm Single Zone: 1050 Watts
 - 1 x 21cm Expanded Zone: 1950 Watts
 - 1 x 27cm Expanded Zone: 2700 Watts
- 1 Expandable Casserole/Multi-purpose Zone:
 - 1 x 17cm Single Zone: 1400 Watts
 - 1 x 21cm Expanded Zone: 2200 Watts



Dimensions

D: 20⁵/₁₆" x W: 35¹/₄"

Electrical Requirements

208/230 Volt, 60 Hz, 50 AMP / 9700W

HK955070XB 36" CERAMIC ELECTRIC COOKTOP

FEATURES

- 36" (90cm) ceramic electric cooktop
- Low profile OptiFit stainless steel trim
- DirekTouch™ slide design controls
- 5 Hi-Lite zones with 15 power levels
- LED display indicating power level
- Adjustable timer – max 99 mins
- Stop+Go™ function
- Child safety lock
- Residual heat indicator
- 2³/₄" deep for easy installation
- Supplied with 5' armour cable for hard-wiring

PERFORMANCE

- 4 Hi-Lite zones with 9 power levels
 - 2 x 18cm Single Zones: 1800 Watts
 - 1 x 14.5cm Single Zone: 12700 Watts
- 1 x Oval Expandable Zone:
 - 1 x 17cm Single Zone: 1400 Watts
 - 1 x 26.5cm Expanded Zone: 2200 Watts
- 1 Expanded Triple Zone:
 - 1 x 14.5cm Single Zone: 1050 Watts
 - 1 x 21cm Expanded Zone: 1950 Watts
 - 1 x 27cm Expanded Zone: 2700 Watts

COOKTOP FEATURES

GAS COOKTOPS

AEG special burner design produces a clean and perfect flame. Burners come in a range of sizes for cooking flexibility and precision.

Triple ring wok burner: Three individual circles of flame incorporated into one 17,500 BTU burner for maximum heat. Perfect for wok cooking.

Rapid Burner: Large 11,500 BTU burner for more heat, ideal to heat larger pans.

Semi-Rapid Burner: Medium 8,000 BTU burner, ideal for everyday food cooking.

Simmer Burner: Smaller 5,000 BTU down to 600 BTU burner to ensure perfect simmering or best coverage on smaller pans.

Safety Thermocouples

All AEG cooktops have safety thermocouples. If the flame goes out, the gas is automatically shut off from the source ensuring perfect safety.

Automatic Ignition

All AEG gas cooktops have integrated ignition. The gas cooktop is lit automatically when the control knob is pushed and turned, in a single-handed operation.

LPG Kit

All AEG gas cooktops come with a kit, which converts the cooktop for use with natural gas to LPG.

INDUCTION ZONES

Induction cooktops offer fast and responsive cooking; the pan or pot itself becomes the heat conductor so it becomes hot, yet the smooth ceramic cooking surface remains safe to touch. When the pot is removed from the surface, the cooking stops. Energy is saved as only the exact amount needed for cooking is used, and cleaning is easy because nothing can bake on. These cooktops are incredibly quick and more controllable than gas, easy to clean, and extremely safe.

ELECTRIC COOKTOPS AND INDUCTION

DirekTouch

Electronic touch controls ensure precise heat selection. They are very easy to keep clean and provide a flush finish.

Time Per Zone

A timer of up to 99 minutes may be selected for each cooking area. Once the cooking time is up, the cooktop will automatically turn off and an acoustic signal will sound, ensuring cooking perfection every time.

LED Display

An electronic display indicating the level of power in use.

Front Controls

Burner controls are situated at the front of the cooktop for ease of reach, ideal for left or right-handed cooks.

Child Lock

For complete peace of mind, the cooktop can be locked to prevent children accidentally turning it on.

Control Lock

This will prevent any alteration or activation of the cooktop's settings; simply lock the controls once the cooking functions have been selected. It can also be used to lock the cooktop in the off position for added safety.

Auto Safety Switch Off

Many AEG electric cooktops automatically switch off if left on.

Residual Heat Indicators

This safety feature visually indicates when residual heat is left on the cooking surface. 3-step OpiHeat residual heat control (Still cooking/Keep warm/Residual heat).

Ceramic Zones

Highlight zone: Ceramic zones with a fine ribbon element under the glass, which heat up in less than five seconds; saving both time and energy.

Dual zone: A cooking area with two zones. It can either be used for larger pans, or just the middle section can be activated for smaller pans, offering convenience and economy.

Triple zone: A ceramic cooking area comprising of three different sizes, which can be activated to match the size of pot being used.

Multi-purpose zone: An elongated oval zone, which can be used as a single zone with just the round section activated, or extended to accommodate casserole dishes.

Automatic Switch Off

The function deactivates the cooktop automatically if:

- All cooking zones are deactivated, you do not set the heat setting after you activate the cooktop, you spill something or put something on the control panel for more than 10 seconds (a pan, a cloth, etc.). An acoustic signal sounds and the cooktop deactivates. Remove the object or clean the control panel.
- The cooktop gets too hot (e.g. when a saucepan boils dry). Let the cooking zone cool down before you use the cooktop again.
- You use incorrect cookware. The symbol comes on and the cooking zone deactivates automatically after (2) minutes.
- You do not deactivate a cooking zone or change the heat setting. After some time, the symbol comes on and the cooktop deactivates.

Automax Heat Up

If you activate this function you can get a necessary heat setting in a shorter time.

Power Boost

This function makes more power available to the induction cooking zones. The function can be activated for the induction cooking zone only for a limited period of time. After this time the induction cooking zone automatically sets back to the highest heat setting.

Timer

Use the Count Down Timer function to set how long the cooking zone should operate for a single cooking session. Save energy by setting the timer which cleverly switches off the zone and uses residual heat to complete the last few minutes of cooking.

STOP+GO™

At the touch of a button, all zones are brought down to simmer level, keeping the food warm, and then when the button is touched again, it returns the zones to the previous level. This feature is ideal when dealing with an unexpected guest or phone call.

COOKTOP FEATURES

Cooktops

AEG offers you stunning designs across all our cooktops, with designer gas cooktops, sleek ceramic, and stunning induction cooktops. Have you ever considered induction, the fastest growing cooktop technology, offering the ultimate in controllability and energy efficiency? Induction is so easy to keep clean, plus we also offer you exciting cooking solutions with bridging functions, which facilitate sophisticated cooking with grill plates or fish kettles. Frameless, beveled edge cooktop also available.

Induction Technology:

Coils create a magnetic field that adapts to the size and shape of the cookware, heating just its bottom – while surrounding areas remain cool. Up to 90% of the energy used goes into heating your pan.

Traditional Heating Technologies:

A high share of energy is wasted by heating up the entire cooking circle and surrounding air using traditional heating technologies. Induction technology is the fastest, safest, and most energy-efficient way to cook on a cooktop, heating the pan directly with no pre-heating required.

MaxiSense® Three MaxiSense sections suitable for total cooking flexibility. The DirekTouch fingertip controls are instantly responsive, letting you set and adjust temperature to an exceptionally high degree of accuracy. Nothing is faster than MaxiSense induction. It is simply the quickest way to cook, capable of bringing a pan to boil faster than a comparable gas or conventional electric cooktop. The MaxiSense cooktop gives you more freedom to create. The Bridge function links the two sections creating a larger section for versatile cooking. Just place each pot so that it touches a cross and MaxiSense

adjusts to heat precisely the size and shape. MaxiSense induction cooktops look stunning too, with their sleek and smooth designs, perfect for beautiful kitchens.

Precision Power

Heat can be adjusted and controlled precisely with extreme sensitivity. It can be very powerful indeed, or just gentle enough to melt chocolate directly in the pan.

Extra Safe

All AEG induction cooktops feature automatic pan recognition. By sensing a pan's shape and size, it ensures only the base is heated, leaving the surrounding area always safe to touch. Controls can be locked for additional safety and prevent alteration to cooking selection.

Design That Always Looks Good

All AEG induction cooktops are made of resilient, high quality black glass, so whichever style you choose, it will be a beautiful complement to any modern kitchen.

Ceramic Cooktops

These have a heat element under toughened glass. When switched on, the element heats up and the zone glows red. Our ceramic cooktops have flexible zones for a variety of cooking needs.

Beautifully Sleek in Your Kitchen

Our ceramic cooktops are made from a single sheet of black glass, and give you a streamlined look in your kitchen.

Simple to Clean.

Spills and splashes can be easily wiped away with a damp cloth, no need for scrubbing or soaking.



Exciting new steam oven recipes, click this link: aeg.co.uk/local/recipes-with-steam/

AEG

perfekt in form und funktion

RANGE HOODS DESIGNED FOR YOU.

AEG uses advanced technology to ensure that the design and build of our range hoods give you the optimum combination of high-end design and powerful functionality.

Our complete line of built-in and decorative range hoods offers both flexibility and versatility, so you can choose the look that integrates seamlessly into your décor.

Engineering efficiencies optimize the capture area over your cooking surfaces, while the ultra quiet operation makes the powerful range hood motor almost imperceptible.

AEG manufactures a complete line of appliances including ovens, cooktops, ranges, coffee machines, microwaves, warming drawers, dishwashers, laundry, and range hood products. To learn more about these ultra-efficient appliances, visit aeg-appliances.ca

INTEGRATED HOODS

Perfekt Insert - 24" BUILT-IN RANGE HOOD



FEATURES

- 24" (60cm) stainless steel built-in range hood insert
- LED lighting
- 3 speed adjustment
- 1 x dishwasher safe honey comb filter
- Electronic push buttons
- Quiet (7 sones/56 dB) 300 CFM motor
- Ductless option
- Charcoal filter available

Dimensions

D: 11³/₈" x W: 23⁵/₈"

Electrical Requirements

115 Volt, 60Hz, 15AMP

Supplied with 115 volt cord and plug

Perfekt Insert - 30" BUILT-IN RANGE HOOD



FEATURES

- 30" (76cm) stainless steel built-in range hood insert
- LED lighting
- 3 speed adjustment
- 2 x dishwasher safe honey comb filter
- Electronic push buttons
- Quiet (7 sones/56 dB) 300 CFM motor
- Ductless option
- Charcoal filter available

Dimensions

D: 11³/₈" x W: 30"

Electrical Requirements

115 Volt, 60Hz, 15AMP

Supplied with 115 volt cord and plug

Perfekt Insert - 36" BUILT-IN RANGE HOOD



FEATURES

- 36" (90cm) stainless steel built-in range hood insert
- LED lighting
- 3 speed adjustment
- 2 x dishwasher safe honey comb filter
- Electronic push buttons
- Quiet (7 sones/56 dB) 300 CFM motor
- Ductless option
- Charcoal filter available

Dimensions

D: 11³/₈" x W: 36"

Electrical Requirements

115 Volt, 60Hz, 15AMP

Supplied with 115 volt cord and plug

UNDER CABINET HOODS

Perfekt Glide - 24 24" UNDER CABINET RANGE HOOD



FEATURES

- 24" (60cm) stainless steel under cabinet glide-out range hood
- LED lighting
- 3 speed adjustment
- 2 x dishwasher safe honey comb filters
- Electronic push buttons
- Quiet (7 sones/56dB) 300 CFM motor

Dimensions

D: 11" x W: 23³/₁₆"

Electrical Requirements

115 Volt, 60Hz, 15AMP

Supplied with 115 volt cord and plug

Perfekt Glide - 30 30" UNDER CABINET RANGE HOOD



FEATURES

- 30" (76cm) stainless steel under cabinet glide-out range hood
- LED lighting
- 3 speed adjustment
- 2 x dishwasher safe honey comb filters
- Electronic push buttons
- Quiet (7sones/56dB) 300 CFM motor

Dimensions

D: 11" x W: 29¹⁵/₁₆"

Electrical Requirements

115 Volt, 60Hz, 15AMP

Supplied with 115 volt cord and plug

Perfekt Glide - 36 36" UNDER CABINET RANGE HOOD



FEATURES

- 36" (90cm) stainless steel under cabinet glide-out range hood
- LED lighting
- 3 speed adjustment
- 2 x dishwasher safe honey comb filters
- Electronic push buttons
- Quiet 300 CFM motor

Dimensions

D: 11" x W: 35³/₈"

Electrical Requirements

115 Volt, 60Hz, 15AMP

Supplied with 115 volt cord and plug

UNDER CABINET RANGE HOODS

Perfekt Visor - 24 24" UNDER CABINET RANGE HOOD



FEATURES

- 24" (60cm) stainless steel and black glass under cabinet ultra-slim range hood
- LED lighting
- 3 speed adjustment
- 2 x dishwasher safe perforated filters
- Touch control on glass visor
- Ultra-quiet (7 sones/56 dB) 250 CFM motor

Dimensions

D: 19⁷/₈" x W: 23⁵/₈" x H: 2¹/₂"

Electrical Requirements

115 Volt, 60Hz, 15AMP

Supplied with 115 volt cord and plug

Perfekt Visor - 30 30" UNDER CABINET RANGE HOOD



FEATURES

- 30" (76cm) stainless steel and black glass under cabinet ultra-slim range hood
- LED lighting
- 3 speed adjustment
- 2 x dishwasher safe perforated filters
- Touch control on glass visor
- Ultra-quiet (7 sones/56 dB) 250 CFM motor

Dimensions

D: 19⁷/₈" x W: 30" x H: 2¹/₂"

Electrical Requirements

115 Volt, 60Hz, 15AMP

Supplied with 115 volt cord and plug



STAINLESS STEEL DESIGNER HOODS



Perfekt-T - 24P 24" DECORATIVE RANGE HOOD

FEATURES

- 24" (60cm) stainless steel T-shaped wall-mount range hood
- LED lighting
- 3 speed adjustment
- Electronic back-lit push buttons
- 2 x dishwasher safe baffle filters
- Parametric stainless steel filter for optimal capture area
- Quiet (8 sones/58 dB) 500 CFM motor

Dimensions

D: 18⁷/₈" x W: 23⁵/₈" x H: 22" – max. 39³/₈"

Electrical Requirements

115 Volt, 60Hz, 15AMP

Supplied with 115 volt cord and plug



Perfekt-T - 30P 30" DECORATIVE RANGE HOOD

FEATURES

- 30" (76cm) stainless steel T-shaped wall-mount range hood
- LED lighting
- 3 speed adjustment
- Electronic back-lit push buttons
- 2 x dishwasher safe baffle filters
- Parametric panel for optimal capture area
- Quiet (8 sones/58 dB) 500 CFM motor

Dimensions

D: 18⁷/₈" x W: 30" x H: 22" – max. 39³/₈"

Electrical Requirements

115 Volt, 60Hz, 15AMP

Supplied with 115 volt cord and plug



Perfekt Glass - 24" 24" DECORATIVE RANGE HOOD



FEATURES

- 24" (60cm) stainless steel and glass wall-mount range hood
- LED lighting
- 3 speed adjustment
- 2 x dishwasher safe baffle filters
- Electronic back-lit push buttons
- Quiet (8 sones/58 dB) 500 CFM motor

Dimensions

D: 19^{11/16}" x W: 23^{5/8}" x H: 19^{3/16}" – max. 37^{3/4}"

Electrical Requirements

115 Volt, 60Hz, 15AMP

Supplied with 115 volt cord and plug

Perfekt Glass - 30" 30" DECORATIVE RANGE HOOD



FEATURES

- 30" (76cm) stainless steel and glass wall-mount range hood
- LED lighting
- 3 speed adjustment
- 2 x dishwasher safe baffle filters
- Electronic back-lit push buttons
- Quiet (8 sones/58 dB) 500 CFM motor

Dimensions

D: 19^{11/16}" x W: 30" x H: 21^{1/16}" – max. 39^{9/16}"

Electrical Requirements

115 Volt, 60Hz, 15AMP

Supplied with 115 volt cord and plug

Perfekt Glass - 36" 36" DECORATIVE RANGE HOOD



FEATURES

- 36" (90cm) stainless steel and glass wall-mount range hood
- LED lighting
- 3 speed adjustment
- 2 x dishwasher safe baffle filters
- Electronic back-lit push buttons
- Quiet (8 sones/58 dB) 500 CFM motor

Dimensions

D: 19^{11/16}" x W: 35^{7/16}" x H: 21^{1/16}" – max. 39^{9/16}"

Electrical Requirements

115 Volt, 60Hz, 15AMP

Supplied with 115 volt cord and plug

Perfekt Glass Island 36" DECORATIVE RANGE HOOD



FEATURES

- 36" (90cm) stainless steel and glass range hood
- LED lighting
- 3 speed adjustment
- 2 x dishwasher safe baffle filters
- Electronic back-lit push buttons
- Quiet (8 sones/58 dB) 500 CFM motor

Dimensions

D: 23⁵/₈" x W: 35⁷/₁₆" x H: 19¹¹/₁₆" – max. 39³/₈"

Electrical Requirements

115 Volt, 60Hz, 15AMP

Supplied with 115 volt cord and plug

Perfekt Pyramid - 30 30" DECORATIVE RANGE HOOD



FEATURES

- 30" (76cm) stainless steel pyramid shaped wall-mount range hood
- LED lighting
- 3 speed adjustment
- 2 x dishwasher safe baffle filters
- Electronic back-lit push buttons
- Quiet (8 sones/ 58dB) 500 CFM motor

Dimensions

D: 18¹⁵/₁₆" x W: 30¹/₁₆" x H: 27¹³/₁₆" – max. 47"

Electrical Requirements

115 Volt, 60Hz, 15AMP

Supplied with 115 volt cord and plug

Perfekt Pyramid - 36 36" DECORATIVE RANGE HOOD



FEATURES

- 36" (90cm) stainless steel pyramid shaped wall-mount range hood
- LED lighting
- 3 speed adjustment
- 2 x dishwasher safe baffle filters
- Electronic back-lit push buttons
- Quiet (8 sones/58 dB) 500 CFM motor

Dimensions

D: 18⁷/₈" x W: 35⁵/₁₆" x H: 27¹¹/₁₆" – max. 47"

Electrical Requirements

115 Volt, 60Hz, 15AMP

Supplied with 115 volt cord and plug

RANGE HOOD FEATURES



Baffle Filters

Baffle Filters retain their efficiency over long periods of time, and have a constant pressure loss that is lower than other filters of the same size. Our stainless steel filters trap effluent cooking particles that normally escape to the outside of the capture area. All of our Baffle Filters are dishwasher safe; allowing for quick maintenance and clean-up.



Fan

Every AEG range hood is outfitted with a multi-speed fan. We understand that not every cooking preparation will be the same; our line of range hoods will adapt to your cooking needs. Whether it is a simple meal for one, or an elaborate dinner, our range hoods perform at every level.



LED Light

All AEG range hoods are equipped with energy efficient, non-heat emitting LED lighting. Having the right lighting will provide you with crucial illumination while you cook, and also sets the perfect ambiance for your kitchen environment.



Honey Comb Filters

Some of our range hoods have double Honey-Comb Filters. They are specifically designed and engineered to filter out any grease and smoke. All of our Honey-Comb Filters are dishwasher safe allowing for quick maintenance and clean-up.



Peaceful Performance

AEG hoods maintain a peaceful cooking experience from the moment you start. Even at maximum speed, specially insulated noise-reducing material minimizes noise levels to 58dB, but never sacrifice power.



Timer

Even long after you have finished cooking, grease, steam, and smoke still emanate from your cooking surfaces. A delay timer can be used to ensure that all effluent materials are removed well after cooking. Best of all, the range hood automatically shuts down when the timer has expired.

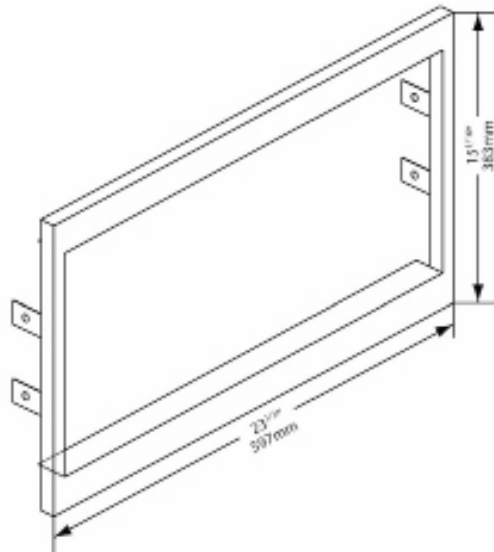


AEG

perfekt in form und funktion

AEG COMPATIBLE MICROWAVE TRIM KITS

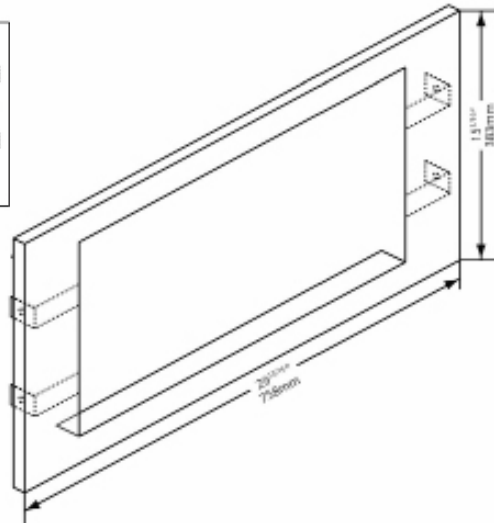
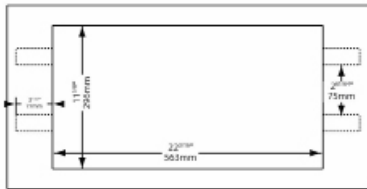
MWTK60



24" Stainless Steel Microwave Trim Kit

Compatible with Panasonic NNSD786S, microwave

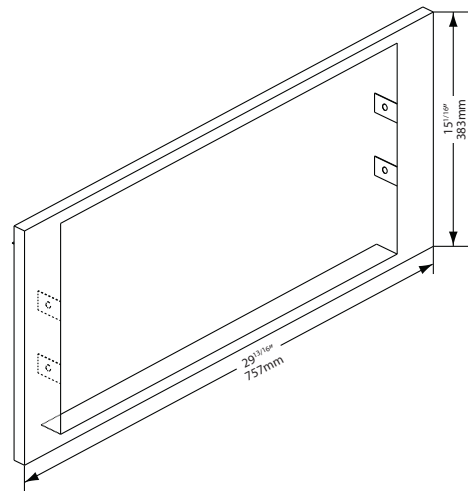
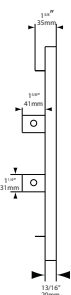
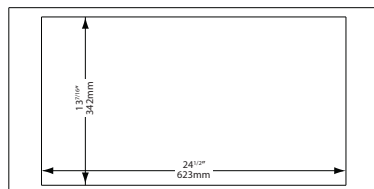
MWTK76



30" Stainless Steel Microwave Trim Kit

Compatible with Panasonic NNSD786S, microwave

MWTK76/9



30" Stainless Steel Microwave Trim Kit

Compatible with Panasonic NNSD986S, microwave

AEG COMPATIBLE WARMING DRAWERS

WD60-14 24" WARMING DRAWER



FEATURES

- 24" (60cm) wide warming drawer
- 5" (140mm) high
- 6 place setting capacity
- 4 programs / temperature selection

PROGRAMS

- Defrosting 30°C
- Proving dough, cups/glass warming 40°C
- Dishes warming 60°C
- Food warming 80°C

Warming Drawer Dimensions

D: 21¹/₁₆" x W: 23³/₈" x H: 5¹/₂"

Electrical Requirements

208/240 Volt, 60Hz, 15AMP

Supplied with a 6.5' cord and plug

WD60-21 24" WARMING DRAWER



FEATURES

- 24" (60cm) wide stainless steel warming drawer
- 8" (215mm) high
- 9 place setting capacity
- 4 programs / temperature selections

PROGRAMS

- Defrosting 30°C
- Proving dough, cups/glass warming 40°C
- Dishes warming 60°C
- Food warming 80°C

Warming Drawer Dimensions

D: 21¹/₁₆" x W: 23³/₈" x H: 8³/₁₆"

Electrical Requirements

208/240 Volt, 60Hz, 15AMP

Supplied with a 6.5' cord and plug

WD60-29 24" WARMING DRAWER



FEATURES

- 24" (60cm) wide stainless steel warming drawer
- 11⁷/₁₆" (290mm) high
- 12 place setting capacity
- 4 programs / temperature selections

PROGRAMS

- Defrosting 30°C
- Proving dough, cups/glass warming 40°C
- Dishes warming 60°C
- Food warming 80°C

Warming Drawer Dimensions

D: 21¹/₁₆" x W: 23³/₈" x H: 11⁷/₁₆"

Electrical Requirements

208/240 Volt, 60Hz, 15AMP

Supplied with a 6.5' cord and plug

WD76-25 24" WARMING DRAWER



FEATURES

- 30" (76cm) wide stainless steel warming drawer
- Push to open & close
- 4 temperature settings
- 10" (254mm) high
- 12 place setting capacity
- 4 programs / temperature selections

PROGRAMS

- Defrosting 30°C
- Proving dough, cups/glass warming 40°C
- Dishes warming 60°C
- Food warming 80°C


Warming Drawer Dimensions

D: 21⁵/₁₆" x W: 29¹³/₁₆" x H: 9³/₈"

Electrical Requirements

110 Volt, 60Hz, 15AMP

Supplied with a 6.5' cord and plug



THIS IS YOUR TIME TO SHINE

As someone who appreciates the fine details you know how important it is to have your dishes looking spotless. AEG dishwashers deliver thorough premium performance and advanced technological features that bring the most beautiful cleaning results to your dinner table.

AEG dishwashers are designed to make your life easy – from the more compact 18" model to the 24" full sized models, our fully customizable program settings mean you can take on even the most difficult cleaning challenges.

Our elegant and efficient dishwashers integrate seamlessly into your kitchen décor – modern style designed to make a lasting impression. And with near silent operation you can have those great conversations in the kitchen while your dishwasher does all the hard work.

Sparkling clean dishes are the perfect compliment to any gathering with family or friends – your guests are sure to be impressed.

THE PERFECT SOLUTION.

AEG

perfekt in form und funktion

DISHWASHERS DESIGNED FOR YOU.

AEG dishwashers deliver state-of-the-art performance without compromise - superior results are achieved with each wash, regardless of the load. These European, ENERGY STAR® rated appliances are designed to provide the best possible results for cleanliness, shine, dryness, time, noise, water, and energy consumption.

As well, AEG has adopted a 360-degree approach to sustainable design, making it an integral part of our corporate vision.

From the procurement of raw materials, construction of products, delivery methods and ultimately, the disposal of the appliances once they have reached the end of their lifespan, sustainability is a consideration throughout all aspects of the supply chain.

Washing your dishes in an AEG dishwasher actually consumes less water, energy, and detergent than washing by hand. To learn more about these ultra-efficient appliances, visit aeg-appliances.ca

FULLY INTEGRATED DISHWASHERS

F65488VI-S

18" FULLY INTEGRATED DISHWASHER



Dimensions

D: 21³/₁₆" x W: 17¹/₂" x H: 31⁷/₈" – max. 33⁷/₈"

Electrical Requirements

115 Volt, 60Hz, 15 AMP, 1300W

FEATURES

- 18" (45cm) wide fully integrated dishwasher
- Top controls
- 10 programs
- 8 place setting capacity
- Delay timer up to 9 hours
- Extremely quiet (45dBa)
- Adjustable upper rack
- Eco Sensor monitors water quality and adjusts water consumption
- "In-Line" water heating element
- Custom panel or stainless steel panel DWDH45 required
- ENERGY STAR® rated
- Water softener compartment to maximize cleaning results

PRIMARY PROGRAMS

- Rinse
- Delicate at 50-60°C/122-149°F
- Normal wash at 50°C/122°F
- Crystal wash at 45°C/113°F
- Sanitization extreme wash
 - Washes at 65°C/149°F
 - Rinses dishes at 75°C/167°F



Dimensions

D: 24" x W: 23³/₁₆" x H: 33⁷/₈" – max. 36¹/₄"

Electrical Requirements

115 Volt, 60Hz, 15 AMP, 1200W

F89088VI-S-1

24" FULLY INTEGRATED DISHWASHER

FEATURES

- 24" (60cm) wide fully integrated tall tub dishwasher
- Top controls
- 9 programs
- 12 place setting capacity
- Delay timer up to 9 hours
- Extremely quiet (45 dBA)
- 3 position adjustable upper rack
- Half load option
- Foldable tines
- Eco Sensor monitors water quality and adjusts water consumption accordingly
- "In-Line" water heating element
- Custom panel or stainless steel panel DWDH60 required
- Hot or cold water connection
- ENERGY STAR® rated
- Built-in water softener
- Water softener compartment to maximize cleaning results

- Top hidden controls
- Ultra-quiet

PRIMARY PROGRAMS

- Rinse
- Delicate at 50-60°C/122-149°F
- Normal wash at 50°C/122°F
- Crystal wash at 45°C/113°F
- Sanitization extreme wash
 - Washes at 66°C/150°F
 - Rinses dishes at 75°C/167°F

STAINLESS STEEL DISHWASHER

F89088VI-M-1

24" STAINLESS STEEL DISHWASHER



FEATURES

- 24" (60cm) stainless steel tall tub dishwasher
- Top controls
- 9 programs
- 12 place setting capacity
- Delay timer up to 9 hours
- Extremely quiet (45 dBA)
- 3 position adjustable upper rack
- Half load option
- Foldable tines
- Eco Sensor monitors water quality and adjusts water consumption accordingly
- "In-Line" water heating element
- Hot or cold water connection
- ENERGY STAR® rated
- Built-in water softener
- Water softener compartment to maximize cleaning results
- Ultra-quiet

PRIMARY PROGRAMS

- Rinse
- Delicate at 50-60°C/122-149°F
- Normal wash at 50°C/122°F
- Crystal wash at 45°C/113°F
- Sanitization extreme wash
 - Washes at 66°C/150°F
 - Rinses dishes at 75°C/167°F

Dimensions

D: 24" x W: 23⁹/₁₆" x H: 33⁷/₈" – max. 36¹/₄"

Electrical Requirements

115 Volt, 60Hz, 15 AMP, 1200W

DISHWASHER FEATURES

FEATURES

Stainless Steel Interior

The stainless steel interior provides the most hygienic compartment to keep your dishes sanitary. The stainless steel tub is easier to maintain, has a more efficient drying cycle, and the higher water temperature gives your dishes a more hygienic wash.

Convenient Loading

Clever dishwasher loading design means you can get the most out of each wash load. The flexible upper basket is height-adjustable to three levels, allowing large plates and dishes to be fitted in with ease, even when fully loaded. This feature is complimented by foldable bottom plate supports, which fold down to accommodate larger pots, pans or casserole dishes. Other features, such as the long stemmed wine glass holders, give total flexibility and care for the most delicate items.

Half Load Program Options

Save energy and water. If you only have a half load, choose to wash either the top rack or the bottom rack. Half load option available on all programs except soak.

Cutlery Basket

The modular cutlery basket allows cleaned sets of cutlery to be removed from the dishwasher easily, hygienically and safely.

Spray Arms

The 18" model features a unique spray arm that operates on a shuttle system. To provide the best possible cleaning results, the spray arm moves across the entire length of the dishwasher to clean every dish. This shuttle system is necessary as the dishwasher is narrow and long; 18"x 24".

PROGRAMS

Protecting Your Glasses

AEG has developed a glass program you can really trust. Glass-care 45°C/113°F is powerful enough to thoroughly clean glasses, yet gentle enough to care for delicate glassware. In addition to having a program to care for your glasses, AEG dishwashers also have adjustable glass supports to provide extra stability.

Rinse Aid Indicator

The rinse aid indicator tells you when more rinse aid is required, preventing cloudy, streaky glasses, and providing perfect drying.

Intensive-Care 70°C/158°F

For an ultra clean wash the new advanced intensive-care 70°C/158°F wash is an intensive wash cycle where the final hot rinse is extended by 11 minutes, thereby producing a more hygienic result.

Program Delay

Use program delay to delay the start of the program up to 9 hours, allowing you to run the dishwasher during off peak times. Available for all programs except soak.

Rinse Hold

A cold rinse removes food deposits and delays the wash until you have a full load – a really efficient way to use the dishwasher.

Salt Refill Indicator

Adding dishwasher salt into the salt container helps soften the water, which then provides a better wash.

Aqua Control

Aqua control provides complete peace of mind. If any leaks are detected, sensors prevent water entering the dishwasher and prevents flooding.

PERFORMANCE

Easy Installation

AEG dishwashers have been designed with the user in mind. The installation process has been simplified to make setting up your new appliance a quick and hassle-free process, with cold or hot water hook up to a faucet. Supplied with a 110 cord and plug instead of hard-wiring.

Energy Efficient

AEG is committed to minimizing the amount of electricity, water and detergent used by household appliances. Three factors are measured: energy rating (running costs), wash performance (cleaning results) and drying performance (quickest drying results). Some programs now consume only 12 litres of water and all of our dishwashers have eco-friendly ENERGY STAR® ratings, achieving maximum energy efficiency. The economy 50°C/122°F wash program is more energy efficient and environmentally friendly and offers an extended wash program at lower temperatures. This reduced energy consumption not only helps to care for the environment but saves money as well.

Perfect Results

AEG dishwashers are designed to give excellent performance, no matter what the load.

Advanced Fuzzy Logic

Advanced Fuzzy Logic delivers perfect washing performance whilst keeping water, electricity and detergent consumption to a minimum. To ensure all food debris is removed the wash phase thoroughly cleans, and the rinse phase effectively rinses off any residue, resulting in dishes that are shiny and streak-free.

Automatic Sensors

Automatic water sensors measure the turbidity of the water in the wash cycle and assess how much more water is needed to clean the dishes perfectly.

Quick Wash

Delivers top-notch wash performance for lightly soiled dishes and cutlery in as little as 37 minutes, giving great results in no time.

Auto Load Options

A choice of two automatic wash options, which calculate the optimum program for either a china and crystal load (wash at 55°C/131°F, final rinse at 69°C/156.2°F) or a heavy load (wash at 65°C/149°F, final rinse at 70°C/158°F). Lightly soiled dishes will use less water and time than a heavier soiled load. Perfect results every time.

Detergent

AEG dishwashers are designed to work effectively using any of the detergent options currently available: powder; liquid; or the now-popular 3-in-1 multi-tabs. Whatever option you choose, AEG dishwashers maximize the cleaning power, and rinse clean for sparkling dishes and glassware.

INDUCTION COOKWARE

These high-quality stainless steel pots + pans are ideal for your induction cooktop, but are also suitable for all heat sources (gas, electric, ceramic). Stylish, multi-functional and easy to clean cooking accessories complete your kitchen.



KETTLE-SS

2.5L STAINLESS STEEL
INDUCTION KETTLE.



POT-5SS

1 QUART STAINLESS STEEL
INDUCTION POT WITH LID.



POT-6SS

3 QUART STAINLESS STEEL
INDUCTION POT WITH LID.



POT-10SS

6.7 QUART STAINLESS
STEEL INDUCTION
POT WITH LID.



PAN-10SS

10" STAINLESS STEEL
INDUCTION FRYING PAN.
NON-STICK, EASY CLEAN.



PAN-11SS

11" STAINLESS STEEL
INDUCTION FRYING PAN.
NON-STICK, EASY CLEAN.



WIS-2123

CHEF'S DESIGN GOURMET GRIDDLE
& GRILL PAN WITH GRILL PRESS.
NON-STICK, EASY CLEAN.



WIS-2360

CHEF'S DESIGN GOURMET
SPECIALTY PAN & BUFFET SERVER.
NON-STICK, EASY CLEAN.


NON-STICK GRIDDLES

Crafted from premium hand-cast non-stick aluminum for superb heat conduction with a generous size to make cooking large meals on gas and electric cooktops easy. The Excalibur® non-stick cooking surface makes clean-up easy, and these griddles will perfectly thaw food in half the time.




WIS-3230

CHEF'S DESIGN MAXI
DOUBLE BURNER GRIDDLE




WIS-3540

CHEF'S DESIGN RIBBED
DOUBLE BURNER GRIDDLE




WIS-3560C

CHEF'S DESIGN RIBBED DESIGN/
SMOOTH REVERSIBLE GRIDDLE
WITH CERAMIC COATING



WIS-6050

CHEF'S DESIGN ULTIMATE
DOUBLE BURNER GRIDDLE



WIS-6040

CHEF'S DESIGN SIDE-BY-SIDE
BURNER GRIDDLE/GRILL

EURO-LINE APPLIANCES INC.

871 Cranberry Court
Oakville, ON L6L 6J7 Canada
905 829 3980
1 800 421 6332



2912 West 4th Avenue,
Vancouver, BC V6K 1R2
604 235 3980
1 855 ELA WEST

marketing@euro-line-appliances.com

AEG Appliances are imported and distributed in North America by Euro-Line Appliances Inc. and covered by a comprehensive two year parts and labour warranty. Contact **Euro-Parts** at 1 800 678 8352 for more info.

For further information visit euro-line-appliances.com

AEG
perfekt in form und funktion