

ELECTRIC FRONT LOAD DRYERS

EFDC210T IS/IW

With IQ-Touch™ Electronic Controls



PRODUCT DIMENSIONS

Height	33-1/2"
Width	24"
Depth	24"

MORE EASY-TO-USE FEATURES

4.0 CU. FT. CAPACITY

Accomplish more with extra large capacity.

IQ-TOUCH™ CONTROLS

Unique knobless controls and intuitive design offer clean, sleek style to fit any space and provide easy operation.

GENTLE DRY

Advanced drying technology uses lower heat temperatures to be more gentle on your clothes, protecting them from over-drying, shrinking, and wrinkling.

DELAY START

Lets you be flexible with your time and still have laundry done when you want it done.

3 TEMPERATURE SETTINGS

Multiple options for achieving the perfect dry.

STAINLESS STEEL TUB

Durable tub allows for long-term use and quiet operation.

PLATINUM STAR® LIMITED WARRANTY

Our exclusive limited warranty that includes a 3-year coverage on parts and one year on labor.¹

Available in:




Stainless
(IS)



Island White
(IW)

¹Eligibility based on product registration with Electrolux North America within 60 days of purchase. Products must have been purchased on or after July 1, 2013. Coverage includes material parts for 3 years and labor for 1 year.

SIGNATURE FEATURES



VENTLESS MODEL

Condensation dryer allows you to have a perfect clean in any space and installation is easy. Eco-friendly unit that doesn't recycle heat from your home. Direct drain kit included.



REVERSE TUMBLE

Alternates directions during dry load to reduce tangling/wrinkling of clothes and improve overall performance.



REVERSIBLE DOOR

Offers maximum flexibility of any space and easy transfer of clothes from washer to dryer.



7 DRY CYCLES

Including Wrinkle Release and Delicate Cycle.

ELECTRIC FRONT LOAD DRYERS

EFDC210T IS/IW



24" ELECTRIC FRONT LOAD DRYER

Capacity	4.0 Cu.Ft.
----------	------------

FEATURES

Pull-to-Open Door	Yes
iQ-Touch™ Electronic Controls	Yes
Dry System	Condensing
LED Lighting	Yes
Tumble System	Reversing
Moisture Sensor	Yes
Dryer Drum	Stainless Steel
Reversible Door	Yes
Adjustable Leveling Legs	Yes

CYCLES

Normal, Heavy Duty, Delicates, Casual, Mixed Load, Touch Up, Towels;	7 Dry;
Jeans, Fast Dry, Wool, Timed Dry	4 Specialty

OPTIONS

Temperature Selections	3
Electronic Auto Dry System	Yes
Manual Timed Dry Selections	11
Delay Start	Yes
End-of-Cycle Chime On/Off	Yes
Wrinkle Release	Yes
Dryness Levels	4

INSTALLATION OPTIONS

Freestanding, Under Counter, Stacked (Above Washer), Recessed Alcove	Yes
--	-----


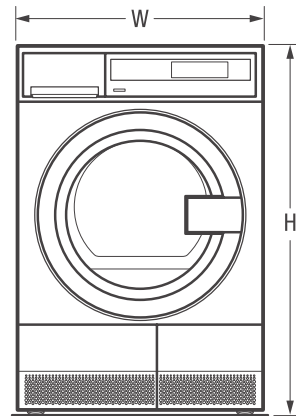
ACCESSORIES

Dryer Stacking Kit –	
Stainless Steel with Drawer– PN# STACKIT24S	Optional
White with Drawer– PN# STACKIT24W	Optional
No Drawer– PN# STACKIT24C	Optional
Direct Drain Kit	Included
Drying Rack – (PN# 902979409)	Optional

SPECIFICATIONS

Colour –	
Stainless Steel	IS
White	IW
Power Supply Connection Location	Right Top Rear
Voltage Rating	208/240 VAC
Connected Load (kW Rating) @ 208/240 Volts	2800 W
Amps @ 208/240 Volts	16
Heating Element @ 208/240 Volts (Watts)	1,200
Shipping Weight (Approx.)	125 Lbs.

NOTE: Always consult local and national electric and plumbing codes. Refer to Product Installation Guide for detailed installation instructions on the web at electroluxappliances.ca. Specifications subject to change.



PRODUCT DIMENSIONS

Height	33-1/2"
Width	24"
Depth (to Centre of Arc Not Including Hose)	24"
(with Door 90° Open)	43"

Electrolux Major Appliances, N.A.

CANADA • 5855 Terry Fox Way • Mississauga, ON L5V 3E4 • 1-800-265-8352 • electroluxappliances.ca

EFDC210T 08/17

© 2017 Electrolux Major Appliances, N.A.

Printed in Canada



High standards of quality at Electrolux Home Products, Inc. mean we are constantly working to improve our products. We reserve the right to change specifications or discontinue models without notice.