

PERFEKT-GLIDE-30-2

30" Fully-Integrated Glide-Out Range Hood



KEY FEATURES



Anti-Fingerprint
Stainless Steel



Rocker Switch
Controls



LED
Lighting

RANGE HOOD FUNCTIONS



2 Speed Fan Adjustment

Additional Features

Under cabinet glide/slide out hood - Powder coating grey

Duct Mode

2 x Speed adjustment

300 CFM / 65 dBa

Rocker switch controls

2 x Rectangle LED lights - Color Temp: 3,200K

2 x Honeycomb filters

2 x Replacement charcoal filters available (CF-D)

AC Capacitor motor

Stainless steel handle - can be replaced with matching cabinetry

HANDLE REPLACEMENT DIMENSIONS

Width: 29^{27/32}" (758mm)

Height: 3^{5/2}" (80mm)

DIMENSIONS

Appliance Dimensions (WxHxD)

W: 29^{27/32}" x **H:** 8^{5/16}" x **D:** 11^{1/16}"

W: 758mm x **H:** 211mm x **D:** 281mm

Cut Out Dimensions (WxHxD)

W: 30" x **H:** 8^{3/8}" x **D:** 12"

W: 762mm x **H:** 213mm x **D:** 305mm

TECHNICAL DETAILS

Motor Power: 130W

Volts (V): 120 V

Frequency (Hz): 60 Hz

Amperage (Amp): 15 Amp

*Supplied with a Canadian plug and 1m long cord.

HIGHLIGHTS




Under Cabinet Glide Out

This hood extends to give a greater attachment and extraction area. When not in use the glide out filter can be retracted for a flush finish.



LED Lighting

These energy efficient LED lights give you excellent visibility on the cooking process.



Dishwasher Safe Filters

The long life honeycomb filters can be washed safely in the dishwasher, making cleaning your filters simple.

Available Finishes/Colors

PERFEKT GLIDE-30-2

Stainless-Steel / Powder Coated Grey



PERFEKT-GLIDE-30-2

Installation Details

PRODUCT DIMENSIONS (INCH/MM)

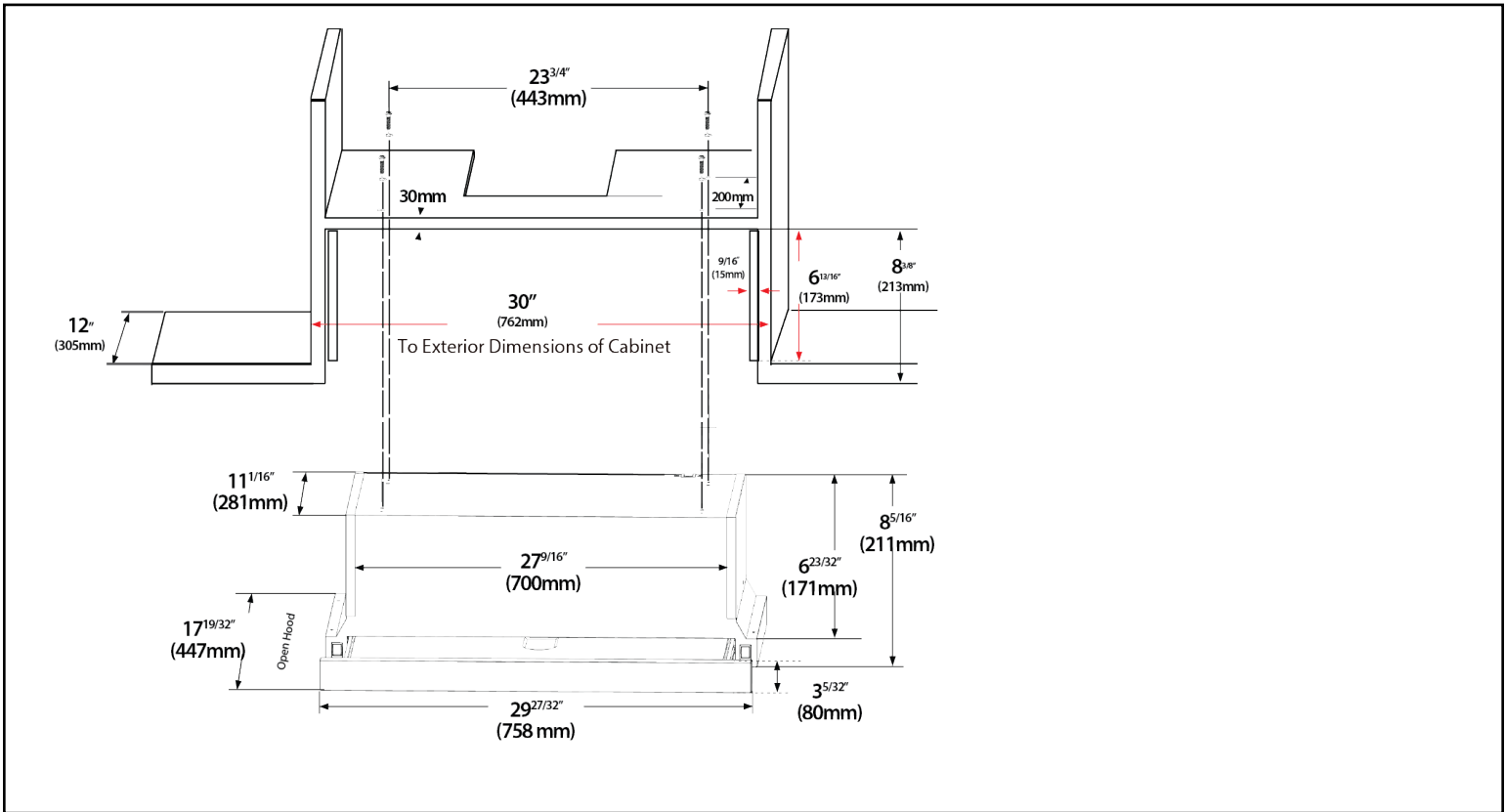
Width: 29^{27/32}" / Height: 8^{5/16}" / Depth: 11^{1/16}"

Width: 758mm / Height: 211mm / Depth: 281mm

CUT-OUT DIMENSIONS (INCH/MM)

Width: 30" / Height: 8^{3/8}" / Depth: min. 12"

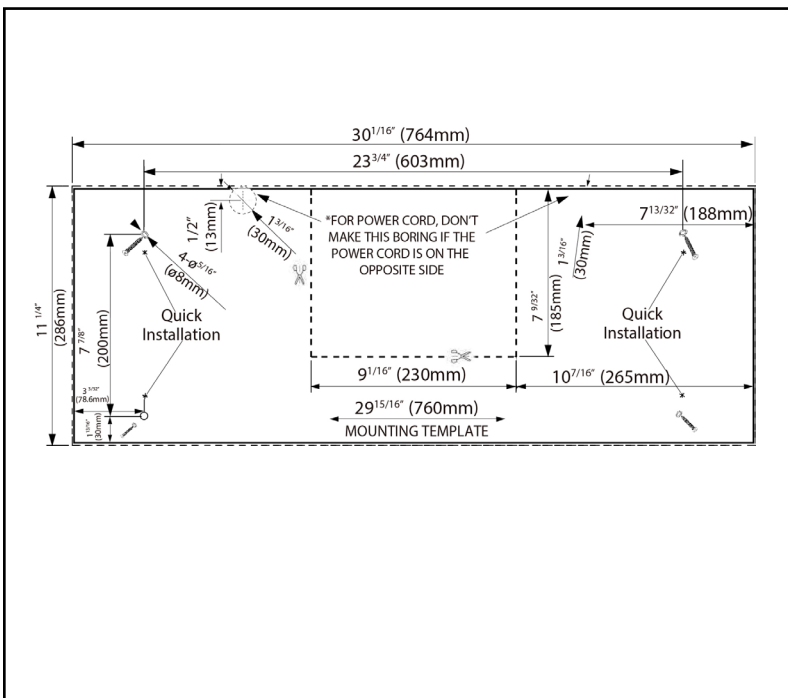
Width: 762mm / Height: 213mm / Depth: 305mm



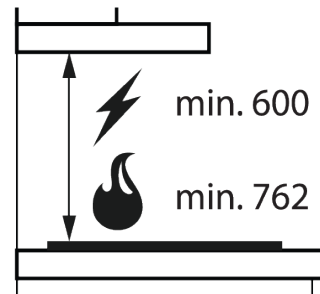
HANDLE REPLACEMENT DIMENSIONS

Width: 29^{27/32}" (758mm)

Height: 3^{5/2}" (80mm)



RECOMMENDED CABINET MINIMUM CLEARANCE



For optimal performance, the distance from the cooking surface to the bottom of the range hood should be between 24" and 30", unless otherwise noted. DO NOT install a range hood less than 24" above cooking surface.

*Minimum. 24" clearance space must be present between an electric or induction cook-top and the range hood, 30" min clearance is required above gas cook-tops.

Other Product Downloads Available at aeg-appliances.ca

Specifications & Literature

Installation/User Manual

AEG

WARRANTY INFORMATION

AEG Appliances are designed and manufactured to the highest standards. Each appliance is covered by a comprehensive 2-year parts and labour warranty. Refer to product warranty policy for complete terms and conditions.

FOR PARTS & SERVICE

Euro-Parts & Service

39822 Belgrave Road, Belgrave, ON. N0G 1E0 1 866 722 2262

www.euro-parts.ca · parts@euro-parts.ca · service@euro-parts.ca

AEG appliances are imported and distributed in North America by Euro-Line Appliances Inc. For more information, please visit one of our showrooms or www.ela.ca / www.elawest.ca

EURO-LINE APPLIANCES INC.

871 Cranberry Court Oakville, ON
L6L 6J7 Canada
905 829 3980
1 800 421 6332
info@ela.ca

EURO-LINE APPLIANCES INC.

101-1014 Homer Street Vancouver,
BC V6B 2W9 Canada
604 235 3980
1 855 ELA WEST (352 9378)
infowest@ela.ca