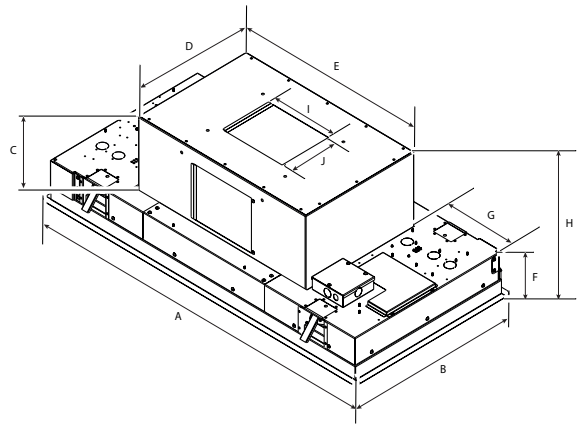




- 
LONG LIFE FILTER
- 
REMOTE CONTROL
- 
TUNE WHITE
- 
SUPER EASY INSTALLATION
- 
DIM LIGHT
- 
TOTAL INTEGRATION
- 
PERIMETER ASPIRATION
- 
PANEL READY

ELICA'S EXCLUSIVE PLUS FEATURES

Powerful, efficient and silent, Cielo consistently delivers exceptional performance across all installation modes. Sold separately is either an internal inline or an external blower with 600 or 1200 CFM options. Only 12" of ceiling clearance is required for installation due its five different ducting options. The spaces required for installation is always minimal thanks to the modularity of orientation (5 directions) of the blower unit. With its perimeter aspiration capacity and minimal sound emissions, Cielo enhances the overall kitchen environment, effectively removing vapors and maintaining a peaceful living space.



	ECEX40SS	ECEX60SS
A	40" (101 cm)	60" (152.4 cm)
B	19 1/2" (50.48 cm)	24 7/16" (62.44 cm)
C	7 5/8" (19.45 cm)	
D	13 1/16" (35.02 cm)	
E	21 1/8" (54.1 cm)	
F	4 1/8" (11.15 cm)	
G	8 11/16" (22.08 cm)	18 1/2" (47.52 cm)
H	12 5/8" (30.6 cm)	
I	7 5/8" (18.6 cm)	
J	5 15/16" (15 cm)	




***FLEXIBLE INSTALL**


Blower offers 5 possible exit directions, allowing you to decide on which side to attach the air outlet duct.


SPECIFICATIONS


Width:	40" UNIT	60" UNIT
Model:	ECEX40SS	ECEX60SS
Dimensions:	40" W x 20" D X 12"H	60" W x 20" D X 12"H
Blower type (internal):	Internal or external (sold separately)	Internal or external (sold separately)
Noise (sones):	1.3 - 6.8 Sones (600 CFM) 1.7-7.0 Sones (1200 CFM)	1.3 - 6.8 Sones (600 CFM) 1.7 - 8.5 Sones (1200 CFM)
Illumination:	3 LED, 7 W, 2700K, 315 Lúmenes	3 LED, 7 W, 5000K, 315 Lúmenes
Electrical:	120 V - 60 Hz, 487 W	
Grease Filter:	Dishwasher-Safe, Anodized Aluminum Mesh Filter + Perimeter Aspiration	
Controls:	Remote control	
Finish:	Stainless Steel Panel and Frame with Panel Ready Capability	
Installation type:	Ducted or recirculating w/kit	
Duct transition:	Round transition (5 multidirectional)	
KITS:		
1200 CFM External Blower Kit:	KIT0153054	
1200 CFM Inline Blower Kit:	KIT0154387	
600 CFM Internal Blower Kit:	KIT0198147	
1200 CFM Internal Blower Kit:	KIT0198146	
600 CFM Inline Blower Kit:	KIT0198148	
White Remote Control	KIT0121468 (included)	
Black Remote Control	KIT0121469	
WARRANTY:**	Two (2) Years Parts & In-Home Labor. Earn an additional One (1) Year of Parts & In-Home Labor by registering on elica.com	


PLUS FEATURES


- 


DIM-LIGHT- The Dimmer allows you to adjust the brightness of the light as you wish. With Elica, lighting is customized in a discreet, personal and practical way, in order to contribute in creating the perfect kitchen atmosphere
- 


TUNE WHITE - The ability to choose the preferred shade of white always creates the right atmosphere. The Kelvin degrees regulation starts from a very warm tone, 2400°K, to experience intimate and convivial moments, up to a cold colour, 5000°K.
- 

REMOTE CONTROL - Elica's ADA compliant Remote Control, provides added convenience to the typical user, as well as, full function access for those with limited mobility.
- 

SUPER EASY INSTALLATION - With the exclusive Elica system, installation can be done in total safety in just a few steps, safeguarding the look of the product and the space in which it is positioned.
- 

PERIMETER ASPIRATION - The technology draws air through narrowed channel around a face plate, which increases suction, without increasing blower speed or energy consumption.
- 

LONG LIFE FILTER - One of a kind odour filter, capable of regenerating itself and of lasting up to 3 years. To maintain these characteristics, the filter only requires simple maintenance: wash every 2 or 3 months with hot water and mild soap (also in dishwasher at 65 degrees) and dry in the oven for ten minutes at 100 degrees.
- 

TOTAL INTEGRATION - The Total Integration products have been designed to be seamlessly integrated into the kitchen whilst maintaining harmony with the surroundings.
- 

PANEL READY - Seamlessly integrate your hood into your kitchen design by using custom panels. Elica's Panel Ready solution allows an easy and fast installation making it a perfect choice for those who values functionality and aesthetics.

* The product images shown are for illustration purposes only and may not be an exact representation of the product.

** CFM and Noise data indicates the performance of the hood blower tested in an open setting with .5 static pressure. For AHAM Certified Ratings, established in accordance with California Title 24 Standardized test procedure, please refer to AHAM Certified Product Directory. Electric Ratings are declared according to UL.

*** For valid warranty extension, register within 3 months from purchase. For USA & Canada Users Only.